

ISOMETRIC VIEW

16 LINE x 2 FILE THP/SL W/3 OUTRIGGERS

APPROX. WEIGHT AS SHOWN: 152,624 LBS.±  
(DOES NOT INCLUDE GOLDHOFER DRAW BAR(S), HEAD PIECE(S), AND HPU)  
APPROX. TOTAL WEIGHT: 156,094 LBS.±

THIS DOCUMENT IS PROVIDED "AS IS, WHERE IS" AND NO REPRESENTATIONS OR WARRANTIES ARE MADE. EXPRESSED OR IMPLIED. RELIANCE ON THE DOCUMENT IS AT THE SOLE RISK OF THE USER. TO THE EXTENT NOT PROHIBITED BY LAW, UNDER NO CIRCUMSTANCES SHALL BIGGE BE LIABLE WITH RESPECT TO THIS DOCUMENT FOR SPECIAL, INDIRECT, INCIDENTAL, OR CONSEQUENTIAL DAMAGES, INCLUDING WITHOUT LIMITATION, DAMAGES RESULTING FROM ANY INACCURACIES OR FROM LOSS OF PROFITS, BUSINESS OR GOODWILL, ON ANY THEORY OF LIABILITY, WHETHER ARISING UNDER TORT (INCLUDING NEGLIGENCE), CONTRACT OR OTHERWISE, WHETHER OR NOT BIGGE HAS BEEN ADVISED OR IS AWARE OF THE POSSIBILITY OF SUCH DAMAGES. IF, NOTWITHSTANDING ANY OTHER PROVISIONS OF THIS AGREEMENT, BIGGE IS FOUND TO BE LIABLE TO USER FOR ANY DAMAGE OR LOSS THAT ARISES OUT OF OR IS IN ANY WAY CONNECTED TO THIS DOCUMENT, BIGGE'S ENTIRE LIABILITY FOR DIRECT DAMAGES UNDER THIS AGREEMENT SHALL BE LIMITED TO FIFTY DOLLARS (\$50.00).

PARTS LIST				
ITEM	QTY	PART No.	DESCRIPTION	WEIGHT EA (LBS)
1	1		GOLDHOFER THP-SL 4 LINE BOGY SECTION - NORMAL CONFIGURATION	29983
2	2		GOLDHOFER THP-SL 6 LINE BOGY SECTION - NORMAL CONFIGURATION	44095
3	3	G201022	GOLDHOFER OUTRIGGER ASSEMBLY - SWING TYPE - 2 FILE	5053
4	6	G201039	40 TON HOLLAND DOLLY WITH CUSTOM ADAPTER PLATE ASSEMBLY	3050
5	1	G201040	40 TON HOLLAND DOLLY STEERING ASSEMBLY	409
6	4	G201038	40 TON HOLLAND DOLLY TOW BAR - TYPE 3	147

NOTES:

- REFER TO PART No. DRAWINGS FOR INFORMATION ON MOUNTING HARDWARE AND COMPONENTS.
- REFER TO DWG. #G201041 FOR DOLLY TOE BAR PIN HARDWARE AND DOLLY STEERING MODE CONFIGURATION REQUIREMENTS.
- ADDITIONAL TRAILER ITEMS NOT SHOWN:  
(2) EACH THP/SL 2 FILE HEAD PIECE - 500 LBS.± EACH  
(2) EACH 3 METER DRAW BAR - 485 LBS.± EACH  
(1) EACH 23kW HPU - 1500 LBS.±
- DOLLY STANDARD STEER CONFIGURATION WITH TOW BARS WILL ONLY TRACK IN A STRAIGHT LINE. DOLLIES WILL NOT TURN WITH TRAILER. USE THIS STEERING CONFIGURATION ON BRIDGES WITH LIMITED CURB CLEARANCE AND/OR SUPERELEVATION TO PREVENT DOLLY TRACKING DEVIATION ASSOCIATED WITH CASTER STEER MODE.

2	REVISED BOM AND WEIGHT	4/26/2018	MWJ	5/22/2018	VLH	5/22/2018	VLH
1	ADDED NOTE 4, REVISED WEIGHT FOR ITEM 6 AND OVERALL WEIGHTS	12/16/2016	MWJ	12/16/2016	VLH	12/16/2016	VLH
0	ISSUED FOR CONSTRUCTION	11/16/2016	MWJ	11/16/2016	VLH	11/16/2016	VLH
NO.	REVISIONS	DATE	BY	DATE	BY	DATE	BY
		DRAWN		CHECKED		APPROVED	

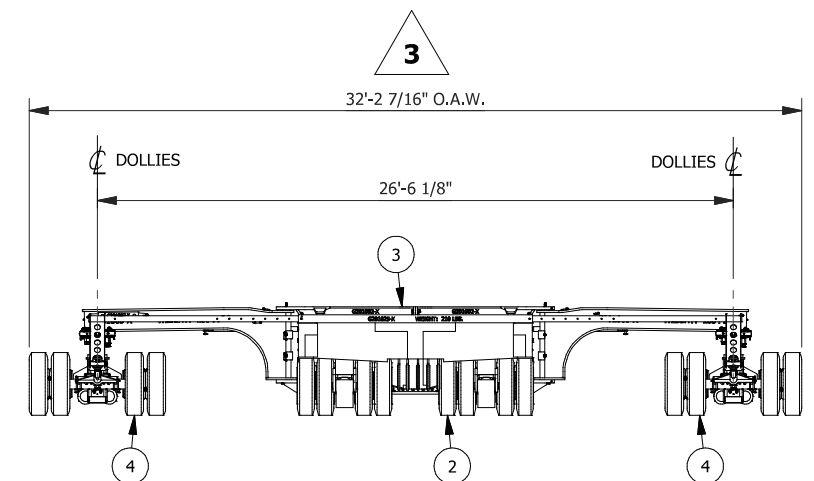
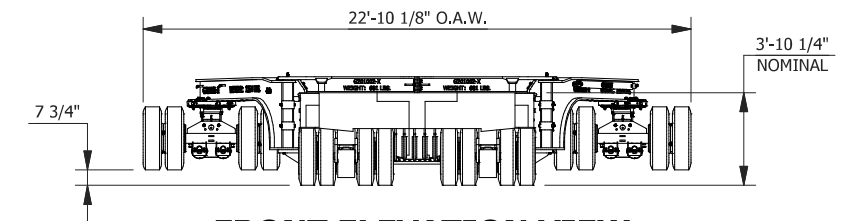
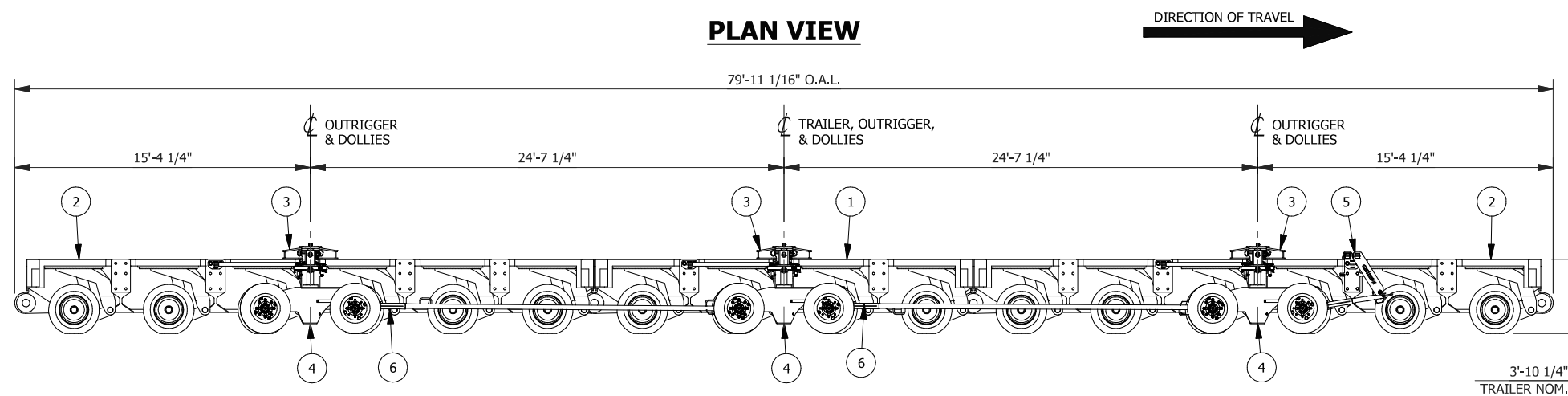
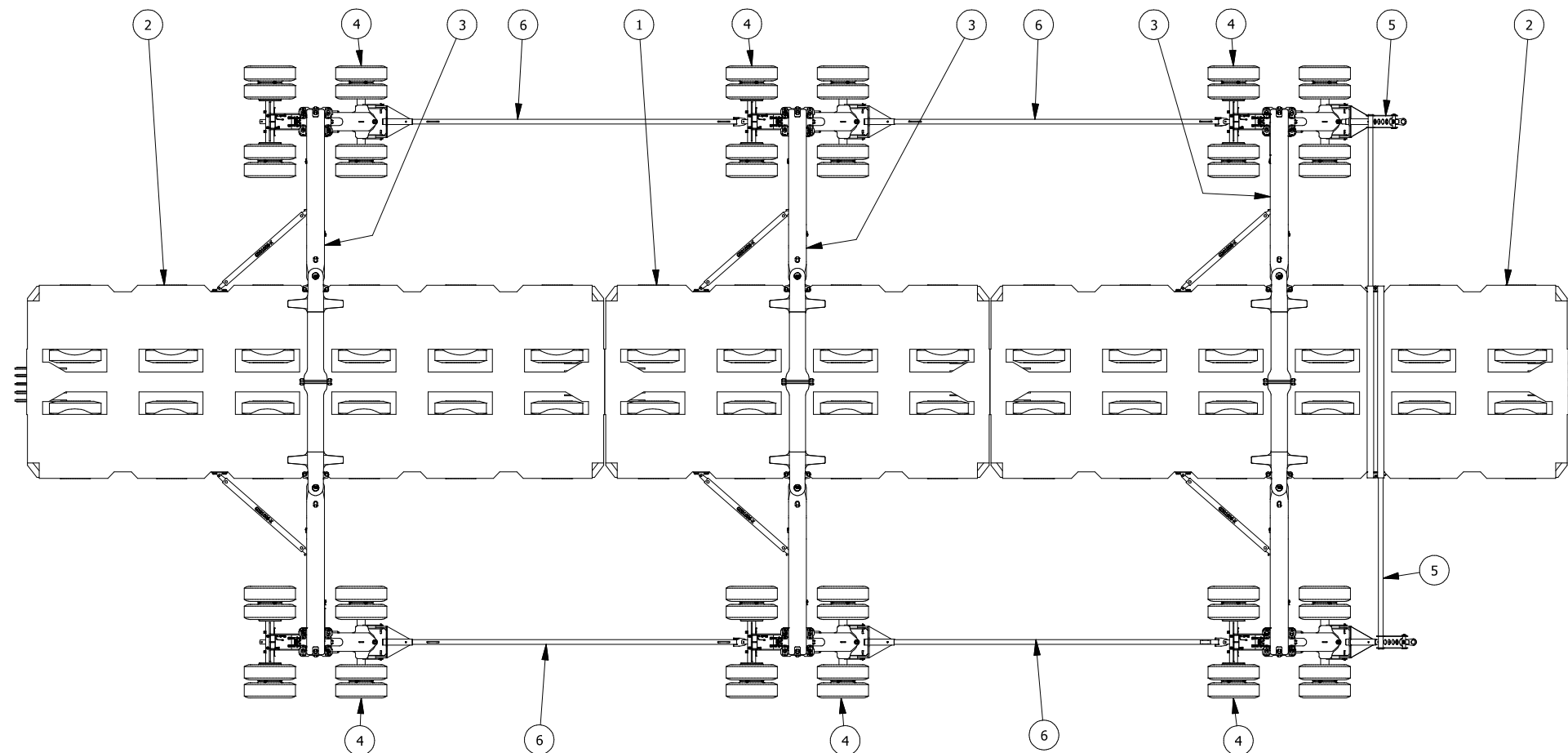
This drawing contains information proprietary to Bigge Crane and Rigging Co. It is submitted in confidence and is to be used solely for the purpose for which it is furnished and returned upon request. This drawing and such information is not to be reproduced, transmitted, disclosed or used in whole or in part without the written authorization of Bigge Crane and Rigging Co.

**BIGGE** Established 1916  
**CRANE and RIGGING CO.**

16 LINE x 2 FILE THP/SL W/3 OUTRIGGERS  
ISOMETRIC VIEW  
TRAILER AND OUTRIGGER CONFIGURATION

THIS DRAWING REPLACES AND IS PRECEDED BY  
DWG. #TC-THP-SL 6+4+6Lx2F - 3OR-1.

SCALE: (U.N.O)	SIZE	PROJECT No.	DWG. No.	SHEET	REV.
NTS	B		G201044	1 of 2	3



THIS DOCUMENT IS PROVIDED "AS IS, WHERE IS" AND NO REPRESENTATIONS OR WARRANTIES ARE MADE, EXPRESSED OR IMPLIED. RELIANCE ON THE DOCUMENT IS AT THE SOLE RISK OF THE USER. TO THE EXTENT NOT PROHIBITED BY LAW, UNDER NO CIRCUMSTANCES SHALL BIGGE BE LIABLE WITH RESPECT TO THIS DOCUMENT FOR SPECIAL, INDIRECT, INCIDENTAL, OR CONSEQUENTIAL DAMAGES, INCLUDING WITHOUT LIMITATION, DAMAGES RESULTING FROM ANY INACCURACIES OR FROM LOSS OF PROFITS, BUSINESS OR GOODWILL, ON ANY THEORY OF LIABILITY, WHETHER ARISING UNDER TORT (INCLUDING NEGLIGENCE), CONTRACT OR OTHERWISE, WHETHER OR NOT BIGGE HAS BEEN ADVISED OR IS AWARE OF THE POSSIBILITY OF SUCH DAMAGES. IF, NOTWITHSTANDING ANY OTHER PROVISIONS OF THIS AGREEMENT, BIGGE IS FOUND TO BE LIABLE TO USER FOR ANY DAMAGE OR LOSS THAT ARISES OUT OF OR IS IN ANY WAY CONNECTED TO THIS DOCUMENT, BIGGE'S ENTIRE LIABILITY FOR DIRECT DAMAGES UNDER THIS AGREEMENT SHALL BE LIMITED TO FIFTY DOLLARS (\$50.00).

### FRONT ELEVATION VIEW

3	ADDED DIMENSION	5/30/2018	MWJ	5/30/2018	VLH	5/30/2018	VLH
0	ISSUED FOR CONSTRUCTION	11/16/2016	MWJ	11/16/2016	VLH	11/16/2016	VLH
NO.	REVISIONS	DATE	BY	DATE	BY	DATE	BY
		DRAWN		CHECKED		APPROVED	

This drawing contains information proprietary to Bigge Crane and Rigging Co. It is submitted in confidence and is to be used solely for the purpose for which it is furnished and returned upon request. This drawing and such information is not to be reproduced, transmitted, disclosed or used in whole or in part without the written authorization of Bigge Crane and Rigging Co.

**BIGGE** Established 1916  
**CRANE and RIGGING CO.**

16 LINE x 2 FILE THP/SL W/3 OUTRIGGERS  
ORTHO VIEWS  
TRAILER AND OUTRIGGER CONFIGURATION

SCALE: (U.N.O) 1/8"=1'-0"	SIZE B	PROJECT No.	DWG. No. G201044	SHEET 2 of 2	REV. 3
------------------------------	-----------	-------------	---------------------	-----------------	-----------