

# BIGGE

Established 1916

CRANE and RIGGING CO.

14800 Jersey Shore Dr.  
Houston, TX 77047  
(713) 434-0995

## SERVICE REPORT

Date: 9/23/16

Customer's Name: Hudson Products

Customer P.O. # \_\_\_\_\_

Job Location: Beasley, TX

M/M/T: 2251334

Hours: 226

Equipment # 300388

Serial # 2251334

Trip Mileage 234

Describe Defects & Cause of Failure: Right track will not track in Rev.

Repairs Completed: 9/23/16 - Drove to Beasley, TX - (Hudson)  
Diagnose Problem, Calibrate Controls & Transducers. Found  
right track control lever broke. Drove back to Bigge Yard,  
pulled control lever from 898 in yard. Drove back to  
Beasley, TX - installed lever, lever inop., was able to repair  
original lever. Tried to operate. Now total loss of track  
function. Tested lever good, toned wiring - good signal to  
control box. Swapped control cards around no change in  
problem. Motherboard not reading the signal from right  
track control lever. Drove to yard ordered parts.  
9/26/16 - Drove to Beasley, TX. Install motherboard, Calibrate  
controls & Transducers. Test Crane All Functions work.  
Have operator run crane for awhile. Operates Good - released  
for work.

Qty	Part Number	Description	Ordered	Installed
1	810183810	Mother Board	9/23/16	9/26/16
1		Track control lever	9/23/16	9/26/16
6	6184180	Screws, Dash	9/23/16	9/26/16

Recommendations: \_\_\_\_\_

Technician: Brian Starkey

Customer Name: Jose Villarreal

Customer Signature: Jose Villarreal

Job Complete: \_\_\_\_\_

Yes ☒ No ☐

Labor: Reg \_\_\_\_\_

O.T. \_\_\_\_\_

Copies: White: Office

Pink: Customer

Yellow: Technician Copy





# BIGGE

Established 1916

## CRANE and RIGGING CO.



14800 Jersey Shore Dr.  
Houston, TX 77047  
(713) 434-0995

### SERVICE REPORT

Date: 10/12/16 Customer P.O. # \_\_\_\_\_  
Customer's Name: Hudson Hours: 407  
Job Location: Beasley TX M/M/T: \_\_\_\_\_  
Equipment # 330388 Serial # 2251334 Trip Mileage \_\_\_\_\_  
Describe Defects & Cause of Failure: Hyd leak

Repairs Completed: 10/12/16 Found leak at H Box Quick Connect For  
Track #1. Drove Back to shop and researched parts.  
Eddy had the seals needed. Drove Back to Beasley TX  
(Hudson) and installed seals. Leak appears to have stopped.  
Tried to Adj. Tracks But need a 3" socket will buy  
one and return Monday.  
10/14/16 Checked load cell when picking a known weight  
of 113,000. The Display shows 82,200 then drops to  
78,900 while load is suspended and fluctuates high and low  
from there. Needs new load cell.  
Adjusted both tracks, got ③ 1/4" shims in on both sides  
Both Tracks are at 4" Adj.

Qty	Part Number	Description	Ordered	Installed

Recommendations: Need to order load cell Pin

Technician: Brian Starkey  
Customer Name: Jose Villareal  
Customer Signature: [Signature]

Job Complete:  
Yes ☒ No ☐

Labor: Reg \_\_\_\_\_  
O.T. \_\_\_\_\_

Copies: White: Office Pink: Customer Yellow: Technician Copy

### SERVICE REPORT

Date: 10-14-16

Customer's Name: Hudson Products

Customer P.O. # \_\_\_\_\_

Job Location: Beasley, Tx

M/M/T: Manitowoc 2250

Hours: 281

Equipment # 300388

Serial # 2251334

Trip Mileage 40 (one way)

Describe Defects & Cause of Failure: No start

Repairs Completed: Arrived to location of crane, crane did not start. Load tested batteries and found one of the batteries reading 7 volts. Removed and replaced. Started crane and checked Charging system. No issues found.

Qty	Part Number	Description	Ordered	Installed
1	8D	12v Battery		✓

Recommendations: \_\_\_\_\_

Technician: Daniel C.

Customer Name: \_\_\_\_\_

Customer Signature: [Signature]

Job Complete:

Yes ☒ No ☐

Labor: Reg \_\_\_\_\_

O.T. \_\_\_\_\_

1800 Jensen Blvd Dr  
Austin, TX 78745  
1-817-831-0300

CRANE RENTING CO  
1800 Jensen Blvd Dr  
Austin, TX 78745  
1-817-831-0300

11/17/10

AT RICE REPORT

11-17-10  
Hudson, Pa. 15  
Easley, Tx  
300382  
2221234  
10 (one way)  
281

Started crane and civil changing system in rice field  
located one of the bottom fields. All fences and replaced  
itself to location of crane. Crane is not start lead to end

Item	Item Number	Location	Notes
1	88	11/17/10	✓

David C.

11/17/10





### SERVICE REPORT

Date: 10/17/16

Customer's Name: Hudson

Customer P.O. # \_\_\_\_\_

Job Location: Beasley, Tx

M/M/T: \_\_\_\_\_

Hours: 289

Equipment # 300388

Serial # 2251334

Trip Mileage ~~234~~ 76 m

Describe Defects & Cause of Failure: Running Rough May Need Fuel Filter

Repairs Completed: Replaced Fuel Filter and Pulled inline Screen, It was Plugged with Alge. Cleaned out good. Reinstalled Screen. Ran Crane to test

Qty	Part Number	Description	Ordered	Installed
1	FS1007	Was in crane, Fuel Filter		

Recommendations: \_\_\_\_\_

Technician: Brian Starkey

Customer Name: JERRY RODRIGUEZ

Customer Signature: Jerry Rodriguez

Job Complete:

Yes ☒ No ☐

Labor: Reg \_\_\_\_\_

O.T. \_\_\_\_\_

**CRANE and RIGGING CO.**

Established 1916

14800 Jersey Shore Dr.  
Houston, TX 77047  
(713) 434-0995

## SERVICE REPORT

Repairs Completed: Pulled pump back from piston pump cleaned  
area around flange and resealed with Loctite 515.  
Ran machine to check for leaks, none at this time

### Recommendations:

Technician: Austin Buchmayer  
Customer Name: Jose Villanueva  
Customer Signature: [Signature]

Job Complete:  
Yes ☒ No ☐

Labor: Reg \_\_\_\_\_  
O.T. \_\_\_\_\_

Copies: White: Office

*Pink: Customer*

*Yellow: Technician Copy*



### SERVICE REPORT

Date: 11-28-16

Customer's Name: HUDSON

Customer P.O. # \_\_\_\_\_

Job Location: Beasley, Tx

M/M/T: Manitowoc 2250

Hours: 458

Equipment # 300388

Serial # 2251334

Trip Mileage 39 (one way)

Describe Defects & Cause of Failure: Engine Shutter

Repairs Completed: Arrived to location of crane, found RPM going up + down, removed fuel strainer and found it clogged with sludge. Cleaned strainer and installed back, ran crane and found no more issues.

Qty	Part Number	Description	Ordered	Installed

Recommendations: \_\_\_\_\_

Technician: Daniel C.

Customer Name: TIMOTHY WOSTARTEL

Customer Signature: [Signature]

Job Complete:

Yes ☒ No ☐

Labor: Reg \_\_\_\_\_

O.T. \_\_\_\_\_





14800 Jersey Shore Dr.  
Houston, TX 77047  
(713) 434-0995

### SERVICE REPORT

Date: 12-3-16

Customer's Name: Hudson

Customer P.O. # \_\_\_\_\_

Job Location: Beasty

M/M/T: maritawac 2250

Hours: 4867

Equipment # 300388

Serial # 2251334

Trip Mileage \_\_\_\_\_

Describe Defects & Cause of Failure: \_\_\_\_\_

Repairs Completed: \_\_\_\_\_

500 HR Service Change oil change  
oil Filter Fuel Filter Air Filter Grease

10 Gal 15/40

Qty	Part Number	Description	Ordered	Installed
1	42590	Air Filter		✓
1	FS1607	Water Sep		✓
1	LF 9070			

Recommendations: \_\_\_\_\_

Technician: Daniel Sivanza

Customer Name: Roman Davila

Customer Signature: [Signature]

Job Complete: \_\_\_\_\_

Yes ☒ No ☐

Labor: Reg \_\_\_\_\_

O.T. \_\_\_\_\_

### SERVICE REPORT

Date: 12-4-16

Customer's Name: Hudson

Customer P.O. # \_\_\_\_\_

Job Location: Beasley, Tx

M/M/T: Manitowoc 2250

Hours: 546

Equipment # 300388

Serial # 2251334

Trip Mileage 39 (one way)

Describe Defects & Cause of Failure: Misc Repairs - engine runs rough, top glass leaking, sheaves need greasing

Repairs Completed: Arrived to location of crane. ① Cleaned out fuel strainer due to fault light on the dash. ② Greased sheaves on boom and block due to rattling when hoisting. ③ Sealed top glass due to water dripping inside cab. ④ Replaced o-rings on QD gripper couplers due to hydraulic leak. o-ring did not fix leak - will have to return on friday to replace QD fitting assy. due to customer schedule.

Qty	Part Number	Description	Ordered	Installed
<u>2</u>	<u>3759405</u>	<u>O-ring</u>		<input checked="" type="checkbox"/>

Recommendations: \_\_\_\_\_

Technician: Daniel Cantu

Customer Name: [Signature]

Customer Signature: \_\_\_\_\_

Job Complete:

Yes ☒ No ☐

Labor: Reg \_\_\_\_\_

O.T. \_\_\_\_\_





### SERVICE REPORT

Date: 12/6/16

Customer's Name: Hulsor

Customer P.O. # \_\_\_\_\_

Job Location: Bearly tx

M/M/T: Manitowoc

Hours: 490

Equipment # 300388

Serial # 2251334

Trip Mileage \_\_\_\_\_

Describe Defects & Cause of Failure:

hyd. leak

Repairs Completed: leak @ hose that was being unused, plugged off  
hose to stop machine from leaking continuously. removed hose  
so car can have made, & installed @ later time.

Qty	Part Number	Description	Ordered	Installed

Recommendations: \_\_\_\_\_

Technician: Joseph Overco

Customer Name: Roman Davila

Customer Signature: [Signature]

Job Complete:

Yes ☒ No ☐

Labor: Reg \_\_\_\_\_

O.T. \_\_\_\_\_



14800 Jersey Shore Dr.  
Houston, TX 77047  
(713) 434-0995

### SERVICE REPORT

Date: 1-6-17

Customer's Name: Hudson

Customer P.O. # \_\_\_\_\_

Job Location: Beasley, Tx

M/M/T: Manitowoc 2250

Hours: 551

Equipment # 300388

Serial # 2251334

Trip Mileage 39 (one way)

Describe Defects & Cause of Failure: Repair hydraulic leak, Install work lights

Repairs Completed: Replace quick disconnect fitting on coupler pack assembly due to leaking on female side of fitting.

Qty	Part Number	Description	Ordered	Installed
<u>1</u>	<u>3759409</u>	<u>Coupler - Female</u>		<input checked="" type="checkbox"/>
<u>3</u>		<u>LED Work lights</u>		<input checked="" type="checkbox"/>

Recommendations: \_\_\_\_\_

Technician: Daniel C. / Justin G.

Customer Name: \_\_\_\_\_

Customer Signature: \_\_\_\_\_

Job Complete: \_\_\_\_\_

Yes ☒ No ☐

Labor: Reg \_\_\_\_\_

O.T. \_\_\_\_\_





**SERVICE REPORT**

Date: 1/7/17

Customer's Name: Hudson

Customer P.O. # \_\_\_\_\_

Job Location: Beasley, TX

M/M/T: \_\_\_\_\_

Hours: 557

Equipment # 300388

Serial # 2251334

Trip Mileage 80

Describe Defects & Cause of Failure: LMI Screen & Guages inop.

Repairs Completed: Checked voltage, it checked Good. Pulled Guage Panel No Power. Checked Fuses. Found The Samp Fuse for the instrument Panel Down. Replaced Fuse, Found lights wired into the Panel circuit. Moved light Power Source to an Existing light switch that was Not Being used. It is on its own 15AMP Fuse.

Qty	Part Number	Description	Ordered	Installed

Recommendations: \_\_\_\_\_

Technician: Brian Starkey  
Customer Name: Joe Villarreal  
Customer Signature: Joe Villarreal

Job Complete:  
Yes ☒ No ☐

Labor: Reg \_\_\_\_\_  
O.T. \_\_\_\_\_



14800 Jersey Shore Dr.  
Houston, TX 77047  
(713) 434-0995

### SERVICE REPORT

Date: 1/8/17

Customer's Name: Hudson

Customer P.O. # \_\_\_\_\_

Job Location: Beasley, TX

M/M/T: 2250

Hours: 558

Equipment # 300388

Serial # 2251334

Trip Mileage 80

Describe Defects & Cause of Failure: Air valve stuck open dumping Air Pressure

Repairs Completed: Added Alcohol to Alcohol injection system.  
The valve had seized by the time I got to job site. Crane good to operate.

Watch. crane operate for the first lift to make sure all is good

Qty	Part Number	Description	Ordered	Installed
2		1qt 91% Alcohol		

Recommendations: \_\_\_\_\_

Technician: Brian Starkey

Customer Name: Josh Black

Customer Signature: \_\_\_\_\_

Job Complete: \_\_\_\_\_

Yes ☒ No ☐

Labor: Reg \_\_\_\_\_

O.T. \_\_\_\_\_





14800 Jersey Shore Dr.  
Houston, TX 77047  
(713) 434-0995

### SERVICE REPORT

Date: 1-26-17

Customer's Name: Hudson Products

Customer P.O. # \_\_\_\_\_

Job Location: Beady

M/M/T: minitrac 22.50

Hours: 5.365

Equipment # 300388

Serial # 3251334

Trip Mileage \_\_\_\_\_

Describe Defects & Cause of Failure: Hose Leak

Repairs Completed: Find Leak, Cap Hose add Hydraulic to Tank

Hydraulic oil 160 Gal

Qty	Part Number	Description	Ordered	Installed
1	4129	Cap 1"	<input checked="" type="checkbox"/>	<input checked="" type="checkbox"/>
1	4229	Plug 1"	<input checked="" type="checkbox"/>	<input checked="" type="checkbox"/>

Recommendations: Solenoid needs new one

Technician: Daniel Sweaza

Customer Name: STISH (HUDSON)

Customer Signature: [Signature]

Job Complete:

Yes ☒ No ☐

Labor: Reg \_\_\_\_\_

O.T. \_\_\_\_\_



14800 Jersey Shore Dr.  
Houston, TX 77047  
(713) 434-0995

### SERVICE REPORT

Date: 1-27-17

Customer's Name: Hudson Indust

Customer P.O. # \_\_\_\_\_

Job Location: Beasley M/MT: MAN 2250

Hours: 6411

Equipment # 300388 Serial # 3251334

Trip Mileage \_\_\_\_\_

Describe Defects & Cause of Failure: \_\_\_\_\_

Repairs Completed: Take off and Replace HydroFact Solenoid  
Check other hoses for leaks

Qty	Part Number	Description	Ordered	Installed
1	UN17-11	Solenoid HydroFact	<input checked="" type="checkbox"/>	<input checked="" type="checkbox"/>

Recommendations: Computer needs Recalibrated top window  
Leaks

Technician: Daniel Suarez

Customer Name: Roman Davila

Customer Signature: [Signature]

Job Complete:

Yes ☒ No ☐

Labor: Reg \_\_\_\_\_

O.T. \_\_\_\_\_





14800 Jersey Shore Dr.  
Houston, TX 77047  
(713) 434-0995

### SERVICE REPORT

Date: 2/13/17  
Customer's Name: Hudson Customer P.O. # \_\_\_\_\_  
Job Location: Beasley, TX M/M/T: 2250 Hours: 702  
Equipment # 300388 Serial # 2251334 Trip Mileage \_\_\_\_\_

Describe Defects & Cause of Failure: Replace Switch Broke

Repairs Completed: Replaced Switch

Qty	Part Number	Description	Ordered	Installed

Recommendations: \_\_\_\_\_

Technician: Brian Starkey  
Customer Name: Jose Villarreal Job Complete: \_\_\_\_\_ Labor: Reg \_\_\_\_\_  
Customer Signature: [Signature] Yes ☒ No ☐ O.T. \_\_\_\_\_



### SERVICE REPORT

Date: 3.13.17

Customer's Name: Hudson air products

Customer P.O. # \_\_\_\_\_

Job Location: Beasley TX

M/M/T: Manitowoc 2250

Hours: 756

Equipment # 300388

Serial # 2251334

Trip Mileage \_\_\_\_\_

Describe Defects & Cause of Failure: C Air leak

Repairs Completed: Crane will not build air pressure. Found broken Pipe @ compressor discharge line, removed & replaced rusted out pipes ran and tested. Crane building air, wind meter inop sometimes. Connectors @ boom joint full of corrosion, cut out and reconnected.

Qty	Part Number	Description	Ordered	Installed

Recommendations: \_\_\_\_\_

Technician: Josh Orzco

Customer Name: Roman Davila

Customer Signature: [Signature]

Job Complete:

Yes ☒ No ☐

Labor: Reg \_\_\_\_\_

O.T. \_\_\_\_\_





14800 Jersey Shore Dr.  
Houston, TX 77047  
(713) 434-0995

### SERVICE REPORT

Date: 3-23-17

Customer's Name: Hudson Products

Customer P.O. # \_\_\_\_\_

Job Location: Beasley

M/M/T: manitowoc 2250 Series 3

Hours: 7874

Equipment # 300388

Serial # 2251334

Trip Mileage \_\_\_\_\_

Describe Defects & Cause of Failure: Hose Leak

Repairs Completed: Find leaks and take off Blown  
Hose, go get New Hose and Replace Hose

Qty	Part Number	Description	Ordered	Installed
1	EX-12	7' 3/4, 3120PSI Hose	✓	✓
1	12V-S72	For-Seal FM 3/4	✓	✓
1	12V-A32	For-Seal FM 90 3/4	✓	✓
1	N/S	5' Hose cover	✓	✓

Recommendations: \_\_\_\_\_

Technician: Daniel Seveaza

Customer Name: AKM

Customer Signature: SANISH LUNASEKARAN (NAME)

Job Complete:

Yes ☒ No ☐

Labor: Reg \_\_\_\_\_

O.T. \_\_\_\_\_



### SERVICE REPORT

Date: 4/28/17

Customer's Name: Hudson Air products

Customer P.O. # \_\_\_\_\_

Job Location: Bearly tx

M/M/T: Manitowoc 2250

Hours: 900

Equipment # 300388

Serial # 22501334

Trip Mileage \_\_\_\_\_

Describe Defects & Cause of Failure: pm. service, hyd. leak

Repairs Completed: Do pm. service fuel filter fuel screen, water filter, & lube filter. Crane also had leak @ Swivel, removed O-Ring to replace. Topped off hyd. tank with registoring on glass.

10gal 15w-40 Engine oil



Qty	Part Number	Description	Ordered	Installed
1	2590	Air filter	<input checked="" type="checkbox"/>	<input checked="" type="checkbox"/>
1	FS1007	Fuel filter	<input checked="" type="checkbox"/>	<input checked="" type="checkbox"/>
1	PSS0866	Coolant filter	<input checked="" type="checkbox"/>	<input checked="" type="checkbox"/>
1	LF9070	lube filter	<input checked="" type="checkbox"/>	<input checked="" type="checkbox"/>

Recommendations: \_\_\_\_\_

Technician: Joseph Oranco

Customer Name: Miguel Mergado

Customer Signature: [Signature]

Job Complete:

Yes ☒ No ☐

Labor: Reg \_\_\_\_\_

O.T. \_\_\_\_\_





### SERVICE REPORT

Date: 8-8-17

Customer's Name: Hudson Products

Customer P.O. # \_\_\_\_\_

Job Location: Beasley, TX

M/M/T: Manitowoc M2250

Hours: \_\_\_\_\_

Equipment # 300388

Serial # 2251334

Trip Mileage \_\_\_\_\_

Describe Defects & Cause of Failure: Coolant leak.

Repairs Completed: Checked crane & found water pump leaking.

Removed old water pump & replaced with new pump  
from Cummins. Refilled coolant & check crane.

All tests & checks good, no leaks.

Qty	Part Number	Description	Ordered	Installed
<u>1</u>		<u>Cummins water pump.</u>	<u>2</u>	
<u>35</u>		<u>gallons coolant</u>	<u>2</u>	

Recommendations: \_\_\_\_\_

Technician:

Bradley Will & Austin Buchmayer

Customer Name:

Hudson Products.

Job Complete:

Yes ☒ No ☐

Labor: Reg \_\_\_\_\_

O.T. \_\_\_\_\_

Customer Signature:

Brenda Moreida 8/8/17



14800 Jersey Shore Dr.  
Houston, TX 77047  
(713) 434-0995

### SERVICE REPORT

Date: 10-3-17

Customer's Name: Hudson

Customer P.O. # \_\_\_\_\_

Job Location: Beasley

M/M/T: 2250

Hours: 1501

Equipment # 300388

Serial # 2251334

Trip Mileage \_\_\_\_\_

Describe Defects & Cause of Failure: \_\_\_\_\_

Repairs Completed: Change Fuel Filter and Screen  
Filter got a lot of black gunk out of  
it

Change Front Windshield wiper

Qty	Part Number	Description	Ordered	Installed
<u>2</u>	<u>FS 1007</u>	<u>Fuel Filter</u>		

Recommendations: \_\_\_\_\_

Technician: Daniel Sweeney

Customer Name: \_\_\_\_\_

Customer Signature: \_\_\_\_\_

Job Complete: \_\_\_\_\_

Yes ☒ No ☐

Labor: Reg \_\_\_\_\_

O.T. \_\_\_\_\_





**SERVICE REPORT**

Date: 12/15/17

Customer's Name: Hudson

Customer P.O. # \_\_\_\_\_

Job Location: Beasley TX

M/M/T: 2250 Manitowac

Hours: 1872

Equipment # 300388

Serial # 2251334

Trip Mileage \_\_\_\_\_

Describe Defects & Cause of Failure: Sheave Catering

Repairs Completed: ① Greased Shaft

Heater core is completely rotted out  
Need to order Air Pressure Sender

Qty	Part Number	Description	Ordered	Installed

Recommendations: \_\_\_\_\_

Technician: Brian Starkey

Customer Name: Geraldo Rodriguez

Customer Signature: \_\_\_\_\_

Job Complete: \_\_\_\_\_

Yes ☒ No ☐

Labor: Reg \_\_\_\_\_

O.T. \_\_\_\_\_



### SERVICE REPORT

Date: 6-5-18

Customer's Name: Jacobs.

Customer P.O. # \_\_\_\_\_

Job Location: Deer Park, TX

M/M/T: Monitowoc M2250

Hours: 2445

Equipment # 300388

Serial # \_\_\_\_\_

Trip Mileage \_\_\_\_\_

Describe Defects & Cause of Failure: Hyd. leak

Repairs Completed: checked crane & found small drip from hose fitting.  
Tightened fitting & wiped down.  
no more leaks.

Qty	Part Number	Description	Ordered	Installed

Recommendations: \_\_\_\_\_

Technician: Bradley Link

Customer Name: \_\_\_\_\_

Customer Signature: \_\_\_\_\_

Job Complete:

Yes ☒ No ☐

Labor: Reg \_\_\_\_\_

O.T. \_\_\_\_\_






## PM Service Report-HSTX

### Job-Site/Customer Information

Date of PM	01-09-2019
Job#	41-01-204860
Customer Name	Westcon
Customer Location	Watonga

### Equipment Information

Crawlers Equipment #	300388
Make	Manitowoc
Model	2250
Serial #	2251334
Equipment Hours	3576
Hour Meter	

### Type of Service

PM Type	500 Hr
	 35.835594, -98.264449
Repairs Completed:	Change oil and all filters listed
Photos of New Filter w/Date	
	01-09-2019 10:35 AM

### Parts Used/Ordered



Parts	Installed
Qty.	1
Part Number	Lf9009
Filter Type	Oil



## PM Service Report-HSTX

Parts	Installed
Qty.	1
Part Number	3423
Filter Type	Fuel/Water Separator
Parts	Installed
Qty.	1
Part Number	Wf2077
Parts	Installed
Qty.	1
Part Number	Af460
Filter Type	Air

### Acknowledgement:

Job Completed	Yes
Bigge Technician:	Danielsweaza
Acknowledgment	<p>I agree that the information in this PM Service report is accurate and true. By checking yes I agree that the type of service completed was done per the manufacturer's recommendations.</p> <p>Thank You</p>
Signature	
Customer Representative:	Marty bat Helier
Acknowledgment	<p>I agree that, to the best of my knowledge, the service performed was completed as indicated on this PM Service Report.</p> <p>Thank You</p>
Signature	





Date Submitted: 01-09-2019 11:15 AM  
Submitted By: hstxinspections@bigge.com  
Bigge Crane and Rigging PM Service Report

## PM Service Report-HSTX

### Form Locations

