

**H&E EQUIPMENT SERVICES.**

**H&E Equipment Services, Inc.**  
**1700 South Sam Houston Parkway West**  
**Houston TX 77047-6312**  
**Tel No. (877) 321-5249**  
**Fax No. (713) 433-3981**

**Regional Credit Office**  
**Phone (844)298-0838**  
**Fax (281)821-6105**

**Invoice Preview**

<b>Bill-To-Party</b> BIGGE CRANE AND RIGGING COMPANY ACCOUNTS PAYABLE PO Box 1657 SAN LEANDRO CA 94577	<b>Information</b> Invoice Preview No. 70308846 Order No. 41556302 Customer No. 1014390 PO No. <span style="float: right;">PO date</span> Currency USD Make GV - GROVE CRANE Model RT880E Serial No. 235155 Customer Eq No. H&E Eq No. 10174604 Customer Contact Contact Phone Meter 254 hrs 0 mile
<b>Complaints</b>	
<b>Complaint Details</b>	
E63 error code	
<b>Causes</b>	
<b>Cause Details</b>	
<b>Corrections</b>	
<b>Correction Details</b> 07/13 Travel to the job. Worked the boom up and down found no E-62 error code. Called the customer and was told error code would come on at 63 degrees boom angle. Boomed up to 63.5 degrees, began booming down just past 63 degrees, and received error code. 07/14 Travel to the job. Boomed the crane down and bleed off both transducers. Removed and replaced the piston transducer. Tightened both and set the computer. Zeroed out both rod and piston transducers. Started the machine and reset the operator mode 001. Boomed up to 74.3 and found no error code. Boomed down to 39 degrees and received error code E-62. Worked the boom up and down checked the cable connections at can hub.	

**H&E Equipment Services, Inc.****1700 South Sam Houston Parkway West****Houston TX 77047-6312****Tel No. (877) 321-5249****Fax No. (713) 433-3981****Regional Credit Office****Phone (844)298-0838****Fax (281)821-6105**

# Invoice Preview

Material	Description	Quantity	Unit Price	Amount
	Found the piston can cable was loose and tightened. Checked again and still having problems. Removed the cable from the transducer and hub and installed new cable. Found the cable was too short. Ran the cable the piston transducer through the side window to the cab hub and reset the machine. Tested and checked ok. Called and ordered a new cable. Travel from the job.			
	07/20 Travel to the job. Removed the old canbus cable from the piston transducer to can hub and removed the cover from behind the cab. Installed the new cable and tie wrapped in place. Connected and made sure the transducer end had plenty of slack. Boomed up and down. When it would get to 30-25 degrees would receive E-62 error. Checked the cables end would move the cable in molded plug E-62 would go away. Installed short cable through the side window and connected to can hub. Boomed up to 74-0 degrees and found no problem. Ordered a new cable. Travel from the job.			
	07/23 Travel to the job. Greased open gear and greased the turntable bearings. Checked the 2-speed swing valve and tried to set the needle valve. Removed and checked the solenoid valve. Checked the pressure at 2-speed swing valve. Checked case drain pressure on the swing motor at 95 psi. Possible bypass in motor and called the factory. Put the swing back together and installed 6m can line to piston transducer to can hub. Travel from the job.			
	08/06 Travel to the job. Waited on customer to finish with crane. Removed the side cover, removed and replaced 2-speed swing valve. Had the operator swing and adjusted needle valve in and out. Found still to be rough on takeoff. Removed the 2-speed valve and removed the swing motor. Installed a new swing motor, had the operator work the swing, and adjusted the needle valve. Operator said it was good. Travel from the job.			

**H&E Equipment Services, Inc.****1700 South Sam Houston Parkway West****Houston TX 77047-6312****Tel No. (877) 321-5249****Fax No. (713) 433-3981****Regional Credit Office****Phone (844)298-0838****Fax (281)821-6105**

# Invoice Preview

Material	Description	Quantity	Unit Price	Amount
GV80008201	"CABLE, CAN BUS M12 SHLD 3m"	1 EA	102.52	102.52
GV80019376	PRESSURE TRANS,	1 EA	274.49	274.49
GV80074331	CAN CABLE 6M (09	1 EA	235.39	235.39
GV9576101105	MOTOR ASSY. HYD.	1 EA	1,369.45	1,369.45
GV7926100820	SWING STEER BRAKE VALVE 2 SPD	1 EA	538.78	538.78
<b>Parts Total</b>				<b>2,520.63</b>
Truck Mileage				1,380.00
SERV_FREIGHT	FREIGHT IN	1 EA	350.60	350.60
CC_TAX	Quick dry lube	1 EA	77.22	77.22
Environmental				81.56
Shop Supplies				163.13
<b>Miscellaneous Total</b>				<b>2,052.51</b>
Service Labor				3,247.50
<b>Subtotal</b>				<b>7,820.64</b>
<b>Tax</b>				<b>645.20</b>
<b>Total Amount</b>				<b>8,465.84</b>
<b>Conditions</b>				
This is SAMPLE INVOICE only. Do not pay.				
<b>Customer Signature</b> _____ <b>Date</b> _____				
<b>Title</b> _____ <b>PO Number</b> _____				

# BIGGE

Established 1916

## CRANE and RIGGING CO.

14800 Jersey Shore Dr.  
Houston, TX 77047  
(713) 434-0995

### SERVICE REPORT

Date: 4/18/15

Customer's Name: Biage

Job Location: Shop

Equipment # BEG059

M/M/T: Grove RT880E

Serial # 235155

Customer P.O. # \_\_\_\_\_

Hours: 26

Trip Mileage \_\_\_\_\_

Describe Defects & Cause of Failure: Computer doesn't respond by turning crane on, Thumper to Auxiliary joystick Not responding, Cylinders to Counter weight has no pressure to pick up

Repairs Completed: Computer to inside cab has wires loose in Steering Column when adjusting Column computer cuts off, Open Steering Column Panel Separated wire and Plug pinch point or Snag Points Check ok. Thumper to Auxiliary has no voltage going to Joystick table shooting of System shows that Sensor in Auxiliary drum has defect. Cylinders that lift Counter weight have less than adequate pressure to properly lift weight Pressure valve was adjusted and  $\pm 100$  lbs of pressure retest lift cylinder was able to install Counterweight properly

Qty	Part Number	Description	Ordered	Installed
1	900 27059	thumper Switch		
1	CS1194	Auxiliary thumper Sensor		

Recommendations: \_\_\_\_\_

Technician: Marcus/Alvin/Edwin

Customer Name: \_\_\_\_\_

Customer Signature: \_\_\_\_\_

Job Complete: \_\_\_\_\_

Yes ☐ No ☐

Labor: Reg \_\_\_\_\_

O.T. \_\_\_\_\_

Copies: White: Office

Pink: Customer

Yellow: Technician Copy



Established 1916

**CRANE and RIGGING CO.**

14800 Jersey Shore Dr.  
Houston, TX 77047  
(713) 434-0995

## SERVICE REPORT

Date: 6-23-18

Customer's Name: Amerio

Customer P.O. #

Job Location: CP Chem

M/M/T: KT 890E Grove

Hours: 72

Equipment # BE 8059

Serial # 235155

Trip Mileage 66

Describe Defects & Cause of Failure:

Repairs Completed:

Install GPS #748

Qty	Part Number	Description	Ordered	Installed

### Recommendations:

Technician:

Customer  
Name:

Customer  
Signature:

Job Complete:

Yes ☒ No ☐

Labor: Reg

O.T.

Copies: White: Office

*Pink: Customer*

*Yellow: Technician Copy*

### SERVICE REPORT

Date: BE 07-10-15

Customer's Name: Ameco

Customer P.O. # \_\_\_\_\_

Job Location: CD Chem

M/M/T: RT880E Grove

Hours: \_\_\_\_\_

Equipment # BE 8059

Serial # \_\_\_\_\_

Trip Mileage —

Describe Defects & Cause of Failure: operator say swinging rough

Repairs Completed: Grease swing bearing and spray swing gear with open gear lube

Qty	Part Number	Description	Ordered	Installed

Recommendations: \_\_\_\_\_

Technician: for msh

Customer Name: J. Cuello

Customer Signature: J. Cuello 7/10/15

Job Complete:

Yes ☒ No ☐

Labor: Reg \_\_\_\_\_

O.T. \_\_\_\_\_

Copies: White: Office

Pink: Customer

Yellow: Technician Copy



### SERVICE REPORT

Date: 9-29-15  
Customer's Name: Amerco Customer P.O. # \_\_\_\_\_  
Job Location: CP chem M/M/T: RT880 Hours: 481  
Equipment # BE8059 Serial # \_\_\_\_\_ Trip Mileage 66

Describe Defects & Cause of Failure: Top wiper not working

Repairs Completed: Replace fuse for top wiper and tighten nuts for wiper arm.

Qty	Part Number	Description	Ordered	Installed

Recommendations: \_\_\_\_\_

Technician: Paul Smith  
Customer Name: J. Calisto Job Complete: Yes ☒ No ☐ Labor: Reg \_\_\_\_\_  
Customer Signature: J. Smith 9/29/15 O.T. \_\_\_\_\_



Established 1916  
**CRANE and RIGGING CO.**

14800 Jersey Shore Dr.  
Houston, TX 77047  
(713) 434-0995

### SERVICE REPORT

Date: 1-4-16

Customer's Name: FLUOR

Customer P.O. # \_\_\_\_\_

Job Location: C.P. chem

M/M/T: \_\_\_\_\_

Hours: 6.84

Equipment # BE8059

Serial # 235155

Trip Mileage \_\_\_\_\_

Describe Defects & Cause of Failure: \_\_\_\_\_

Repairs Completed: Service Grease

1- AF 55015 outer Air  
1- AF 55309 inner Air  
1- FS 1098 water Sep.

Qty	Part Number	Description	Ordered	Installed
1	FF63009	Fuel Filter		
1	6937796	oil Filter		

Recommendations: \_\_\_\_\_

Technician: Daniel Sweaza

Customer Name: J. Cal. 1/10

Customer Signature: [Signature] 1/4/16

Job Complete:

Yes ☐ No ☐

Labor: Reg \_\_\_\_\_

O.T. \_\_\_\_\_

Copies: White: Office

Pink: Customer

Yellow: Technician Copy





### SERVICE REPORT

Date: 8-1-16

Customer's Name: \_\_\_\_\_

Customer P.O. # \_\_\_\_\_

Job Location: HOUSTON SHOP

M/M/T: \_\_\_\_\_

Hours: 9/6

Equipment # BE 8059

Serial # 235155

Trip Mileage \_\_\_\_\_

Describe Defects & Cause of Failure: \_\_\_\_\_

Repairs Completed: P.M. SERVICE, GREASE UPPER & LOWER CRANE, PUT MOLLY ON ROTEX BEARING & OUTRIGGER SACKS, LUBE WIRE ROPE, PUT RUBBER BOOT ON JOYSTICK. BLEW DIRT OUT OF RADIATOR, HYD. OIL COOLER, A/C CONDENSOR & FILTERS. ROTATED BECKET AROUND. TOP OFF WIPER FLUID, PAINT BALL, GREASED BOOM SECTIONS, PUT UPDATED FIRE EXTINGUISHER, REPLACED TRANSDUCER WIRE ON BOOM. CRANE WAS WASHED & DETAILED. TOP OFF DIESEL

P.M. SERVICE 7-27-16

916 HOURS

1	AF55015	AIR FILTER	✓	✓
1	AF55309	AIR FILTER	✓	✓
Qty	Part Number	Description	Ordered	Installed
1	900004487	TRANSDUCER WIRE	✓	✓
1	LF3970	OIL FILTER	✓	✓
1	FS1098	FUEL SEP. FILTER	✓	✓
1	FF63009	FUEL FILTER	✓	✓
1	4209211	HYD. FILTER	✓	✓

Recommendations: \_\_\_\_\_

Technician: CHARLES MADDEN

Customer Name: \_\_\_\_\_

Customer Signature: \_\_\_\_\_

Job Complete: \_\_\_\_\_

Yes ☒ No ☐

Labor: Reg \_\_\_\_\_

O.T. \_\_\_\_\_

### SERVICE REPORT

Date: 12/27/2016  
 Customer's Name: BEGGE Customer P.O. # \_\_\_\_\_  
 Job Location: HOUSTON M/M/T: GROVE RT880E Hours: 1315  
 Equipment # BE8059 Serial # 235155 Trip Mileage \_\_\_\_\_  
 Describe Defects & Cause of Failure: Getting crane rent ready,  
customer damaged top cab mirror

Repairs Completed: SERVICE BATTERIES. INSTALL KEEPER PIN BLOCK LATCH AND  
KEEPER ON UPPER ROLL PIN. PRIME AND PAINT BALL. BRAISE AUX  
WIRE ROPE CABLE END. TOP OFF HYPER FLUID. REPAIR HYD LEAK TO  
HYD. TANK. SPRAY MOLLY ON OUTRIGGER JACKS AND CENTER BEARING.  
INSTALL RUBBER BOOT ON AUX. JOYSTICK. GREASE BOOM SECTIONS.  
GREASE UPPER AND LOWER CRANE. LUBE WIRE ROPES. REPAIR  
ENGINE COWLING HOOD LATCHES. CHECK ALL OIL LEVELS. REPLACE  
UPPER CAB MIRROR (CUSTOMER DAMAGE).

Qty	Part Number	Description	Ordered	Installed
1	90015442	RUBBER BOOT	✓	✓
1	SEE KAREN	MIRROR	✓	✓

Recommendations: \_\_\_\_\_  
 \_\_\_\_\_  
 \_\_\_\_\_

Technician: KYLE THIES  
 Customer Name: \_\_\_\_\_  
 Customer Signature: \_\_\_\_\_

Job Complete: \_\_\_\_\_  
 Yes ☒ No ☐

Labor: Reg \_\_\_\_\_  
 O.T. \_\_\_\_\_





14800 Jersey Shore Dr.  
Houston, TX 77047  
(713) 434-0995

### SERVICE REPORT

Date: 2/16/17  
Customer's Name: WESTCON Customer P.O. # \_\_\_\_\_  
Job Location: PASADENA M/M/T: GROVE RT 88DE Hours: 1502  
Equipment # BE 8059 Serial # 285155 Trip Mileage /

Describe Defects & Cause of Failure: AFTER SHUT DOWN ENGINE  
WILL NOT RESTART / LOST COMM W/ ALL  
SENSORS

Repairs Completed: RPLC'D STARTER / RESET LMI / CALIBRATED  
BOOM LENGTH

Qty	Part Number	Description	Ordered	Installed
1		STARTER		

Recommendations: \_\_\_\_\_  
\_\_\_\_\_  
\_\_\_\_\_

Technician: JUSTIN  
Customer Name: Randy Mathews Job Complete: \_\_\_\_\_ Labor: Reg \_\_\_\_\_  
Customer Signature: Rmathews Yes ☒ No ☐ O.T. \_\_\_\_\_





### SERVICE REPORT 10-14-007191

Date: 3-16-17

Customer's Name: WESTCON

Customer P.O. # \_\_\_\_\_

Job Location: Disassembling

M/M/T: R+880

Hours: 1643

Equipment # BE8059

Serial # 235155

Trip Mileage \_\_\_\_\_

Describe Defects & Cause of Failure: \_\_\_\_\_

Repairs Completed: 500HR Service change oil change oil filter fuel filter  
Air Filter A/C Filter  
Grease  
Inspect Crane

Qty	Part Number	Description	Ordered	Installed
1	FF63009	Fuel Filter	✓	✓
1	PF 1098	Fuel Water Sep	✓	✓
1	LF 3970	oil Filter	✓	✓
1	AP55309	inner Air	✓	✓

Recommendations: Packing Brake needs adjustment

Technician: Daniel Sweeney

Customer Name: Sheridan OLESBY

Customer Signature: Emilio Olesby

Job Complete:

Yes ☒ No ☐

Labor: Reg \_\_\_\_\_

O.T. \_\_\_\_\_



14800 Jersey Shore Dr.  
Houston, TX 77047  
(713) 434-0995

### SERVICE REPORT

Date: 03-23-17

Customer's Name: Bilfinger Westcon

Customer P.O. # \_\_\_\_\_

Job Location: Pasadena, Tx

M/M/T: Grove RT880E

Hours: 1677

Equipment # BE 8059

Serial # 235155

Trip Mileage 28(one way)

Describe Defects & Cause of Failure: Boom tele slow, grease boom

Repairs Completed: Arrived to location of crane, boom was scoping out slower than normal. Replaced tele soldnoid with new one. Greased boom sections. Scaped boom in and out several times. had no more issues at the time. Adjusted parking brake due to not holding.

Qty	Part Number	Description	Ordered	Installed
1	992611270	Soldnoid valve cartridge 12v - boom tele		✓

Recommendations: \_\_\_\_\_

Technician: Daniel C.

Customer Name: Kenneth Ayala

Customer Signature: Kenneth Ayala

Job Complete:

Yes ☒ No ☐

Labor: Reg \_\_\_\_\_

O.T. \_\_\_\_\_





**SERVICE REPORT**

Date: 4/4/17

Customer's Name: Bill Finger

Customer P.O. # \_\_\_\_\_

Job Location: Pasadena, Tx

M/M/T: RT980E

Hours: 1727

Equipment # BE 8059

Serial # 235155

Trip Mileage \_\_\_\_\_

Describe Defects & Cause of Failure: Will Not Scope Out

Repairs Completed: Had operator run crane. Crane is working properly. Cannot find any issue. Was probably a glitch.

Qty	Part Number	Description	Ordered	Installed

Recommendations: \_\_\_\_\_

Technician: Brian Starkey

Customer Name: Guldborg Western

Customer Signature: \_\_\_\_\_

Job Complete:

Yes ☒ No ☐

Labor: Reg \_\_\_\_\_

O.T. \_\_\_\_\_





### SERVICE REPORT

Date: 5-9-17

Customer's Name: Bilfinger

Customer P.O. # \_\_\_\_\_

Job Location: Pasadena, Tx

M/M/T: Grove RT880E

Hours: 1929

Equipment # BE8059

Serial # \_\_\_\_\_

Trip Mileage 23 (one way)

Describe Defects & Cause of Failure: A/c blowing hot

Repairs Completed: Arrived to location of crane, A/c was blowing a little warm.  
Check freon level and found low. Recharge system and found no issues  
A/c blowing cold.

Qty	Part Number	Description	Ordered	Installed

Recommendations: \_\_\_\_\_

Technician: Daniel Cantu

Customer Name: \_\_\_\_\_

Customer Signature: [Signature]

Job Complete:

Yes ☒ No ☐

Labor: Reg \_\_\_\_\_

O.T. \_\_\_\_\_

# BIGGE

Established 1916

## CRANE and RIGGING CO.



14800 Jersey Shore Dr.  
Houston, TX 77047  
(713) 434-0995

### SERVICE REPORT

Date: 11/21/17

Customer's Name: Bigge

Customer P.O. # \_\_\_\_\_

Job Location: Shop

M/M/T: Grove RT880E

Hours: 3151

Equipment # BE 8059

Serial # 235155

Trip Mileage \_\_\_\_\_

Describe Defects & Cause of Failure: Doing off Rent and  
Customer Damage

Repairs Completed: Install override key, Remove Tint on cab  
Fix customer Damage on Hood, Front Cover, Replace  
A/C vents, Replace Broken mirror on winch, Service  
crane, Install wiper Fluid, Removed writing on  
crane, Grease Boom Sections, grease upper & Lower,  
Remove Tape from Joy Sticks, Put Dry Molly on  
outrigger Jacks & Center Bearing, Put New Fire ext.  
Sent two wash Bay, Suc Batteries and check  
Fluid Levels

Qty	Part Number	Description	Ordered	Installed
1	55015	Air Filter	1	63009 Fuel Filter
1	55309	Air Filter	1	Round Mirror
1	3970	Lube Filter		
1	1098	Fuel Filter		

Recommendations: \_\_\_\_\_

Technician: MIKE, ALEX

Customer Name: \_\_\_\_\_

Customer Signature: \_\_\_\_\_

Job Complete: \_\_\_\_\_

Yes ☒ No ☐

Labor: Reg \_\_\_\_\_

O.T. \_\_\_\_\_

Copies: White: Office

Pink: Customer

Yellow: Technician Copy





14800 Jersey Shore Dr.  
Houston, TX 77047  
(713) 434-0995

### SERVICE REPORT

Date: 2/1/18  
Customer's Name: River Ag Customer P.O. # \_\_\_\_\_  
Job Location: Rye TX M/M/T: Grave 880E Hours: 3382  
Equipment # BE8059 Serial # 235155 Trip Mileage \_\_\_\_\_

Describe Defects & Cause of Failure: Transmission won't shift into gear -  
brake pedal pressure switch bad.

Repairs Completed: Replaced brake pedal pressure switch.  
Tested function - works correctly after repair.

Qty	Part Number	Description	Ordered	Installed
1	9926113276	Pressure switch		X

Recommendations: \_\_\_\_\_  
\_\_\_\_\_  
\_\_\_\_\_

Technician: Austin Buchmayer  
Customer Name: \_\_\_\_\_  
Customer Signature: \_\_\_\_\_

Job Complete: X  
Yes ☒ No ☐

Labor: Reg \_\_\_\_\_  
O.T. \_\_\_\_\_





### SERVICE REPORT

Date: 5-22-18

Customer's Name: Zachry

Customer P.O. # \_\_\_\_\_

Job Location: Beaumont

M/M/T: Grave RT 880E

Hours: 3771

Equipment # BE 8059

Serial # \_\_\_\_\_

Trip Mileage \_\_\_\_\_

Describe Defects & Cause of Failure: \_\_\_\_\_

Repairs Completed: 5:00 HR - PM

Change oil and all filters listed below

Qty	Part Number	Description	Ordered	Installed
1x	55015	outer air		
1	55309	inner air		✓
1	FS1098	Fuel water sep	✓	✓
1	FF63009	Fuel Filter	✓	✓
1	LF3970	Lube Filter	✓	✓

Recommendations: \_\_\_\_\_

Technician: Daniel Sweazn

Customer Name: SERGIO TEL Garcia

Customer Signature: [Signature]

Job Complete:

Yes ☒ No ☐

Labor: Reg \_\_\_\_\_

O.T. \_\_\_\_\_



Established 1916  
**CRANE and RIGGING CO.**

14800 Jersey Shore Dr.  
Houston, TX 77047  
(713) 434-0995

### SERVICE REPORT

Date: 5-23-18

Customer's Name: Zachry

Customer P.O. # \_\_\_\_\_

Job Location: Beaumont Tx

M/M/T: Grove Rt 880 E

Hours: 3776

Equipment # BE 8059

Serial # 235155

Trip Mileage 98 miles (avg)

Describe Defects & Cause of Failure: NO ac

Repairs Completed: Recharged ac

Qty	Part Number	Description	Ordered	Installed

Recommendations: \_\_\_\_\_

Technician: Henry Hung

Customer Name: \_\_\_\_\_

Customer Signature: Q. Q. Q. 2004

Job Complete: \_\_\_\_\_

Yes ☐ No ☐

Labor: Reg \_\_\_\_\_

O.T. \_\_\_\_\_

Copies: White: Office

Pink: Customer

Yellow: Technician Copy



☐ BELLE CHASSE, LA — 504-394-7400  
☐ BIRMINGHAM, AL — 205-661-1323

☐ DALLAS, TX — 972-556-0910  
☐ HOUSTON, TX — 713-433-6411

20180710 — BE8059

PURCHASE ORDER NO. \_\_\_\_\_

EMPLOYEE NO. 1001103

MACHINE MAKE <u>Crane</u>	MODEL <u>RT880</u>	SERIAL NO. <u>235153</u> <del>235155</del>	DATE <u>7/7/18</u>	JOB NO.
OWNER <u>Biggie</u>		USER		
LOCATION <u>W</u>		MACHINE SET-UP		HOURLY METER <u>3923</u>

WORK REQUESTED

E61


WORK PERFORMED

Travel To job. Customer had Replaced CPU Checked CAN Checked Wiring To All Sensors Called & spoke with CRANE CART had them send software. Time Re-Flashed CPU. Still has E61. Travel From Job


Travel To job. Jumpered CAN Hub Connected CPU To Another CRANE. Change Display From Another CRANE. E61 Clear. Display Scrolling had CRANE CART send Files To Re-flash Display. Flashed Display. E61 Cleared Reconnected All CAN lines back up To hub. No faults on LMI. Travel From Job.

FOR INTERNAL USE ONLY:
☐ FL
☐ SL
☐ HL
☐ GL
☐ OTHER

DATE	MILEAGE		HOURS WORKED		LUNCH TIME		TECHNICIAN HOURS			
M / D / Y	TO	FROM	START	END	START	END	TOTAL HRS	REGULAR	OVERTIME	HOLIDAY
SAT / /										
SUN / /										
MON <u>7/9/18</u>	<u>4</u>	<u>4</u>	<u>12:00PM</u>	<u>5:30PM</u>						
TUE <u>7/10/18</u>	<u>4</u>	<u>4</u>	<u>7:00AM</u>	<u>11:30AM</u>						
WED / /										
THURS / /										
FRI / /										
TOTAL MILEAGE							TOTAL HOURS			



7-10-18



7/10/18

FORM HE-CDSR





☐ BELLE CHASSE, LA — (504) 394-7400  
☐ BIRMINGHAM, AL — (205) 661-1323

☐ DALLAS, TX — (972) 556-0910  
☐ HOUSTON, TX — (713) 433-6411

BE 8059

PURCHASE ORDER NO. \_\_\_\_\_

EMPLOYEE NO. 1000740

MACHINE MAKE <u>GROVE</u>	MODEL <u>RT880F</u>	SERIAL NO. <u>735155</u>	DATE <u>7-16-18</u>	JOB NO. <u>42684528</u>
OWNER <u>Bigge Crane</u>		USER <u>Tome</u>		
LOCATION <u>Jersey Shore Yard.</u>		MACHINE SET-UP		HOUR METER <u>3923</u>

## WORK REQUESTED

① Coil Assy.

## WORK PERFORMED

Drove to job. Wait for Customer to set up machine.  
 Hook laptop to upper, Check why Electronic Diagnostic light was  
 on. Seen Swing brake release solenoid over Current when on, ~~to~~  
 Set Swing brake light goes out. Call our parts Dept. for Coil for  
 Swing brake release. We had one. Drove to yard pickup new Coil.  
 Drove back. Check Voltage & Resistance. Put on New Coil, Turn off  
 Battery Disconnect for 1 minute, Turn back on. Test an Elect.  
 Diagnostic light on.

FOR INTERNAL USE ONLY:

FL

SL

HL

GL

OTHER

DATE M / D / Y	MILEAGE TO FROM	HOURS WORKED START END	LUNCH START	TIME END	TOTAL HRS	TECHNICIAN HOURS REGULAR OVERTIME	HOLIDAY
SAT / /							
SUN / /							
MON <u>7/16/18</u>	<u>3</u>	<u>3</u>	<u>9:30 Am</u>	<u>12 pm</u>			
TUE / /							
WED / /							
THURS / /							
FRI / /							
TOTAL MILEAGE					TOTAL HOURS		

FORM HE-CDSR

CUSTOMER SIGNATURE

DATE

SERVICE TECHNICIAN SIGNATURE

DATE





14800 Jersey Shore Dr.  
Houston, TX 77047  
(713) 434-0995

### SERVICE REPORT

Date: 7-23-18

Customer's Name: Bigge

Customer P.O. # \_\_\_\_\_

Job Location: Houston

M/M/T: Grove

Hours: 3919

Equipment # BE8059

Serial # 235155

Trip Mileage \_\_\_\_\_

Describe Defects & Cause of Failure: \_\_\_\_\_

Repairs Completed: Had H&E come out and fix Cabus issues  
had right programming but wrong mapping installed,  
fixed and replaced damaged head pieces, replaced wiper  
container, replaced joystick boots, erased writing in cab, brazed  
cable ends, painted blocks & ball, pulled jib pins, jacks &  
rotex, checked ATB connections replaced thumper main,  
blow dirt, checked batteries & alt. checked all fluids,  
serviced hyd. & crank case,

Qty	Part Number	Description	Ordered	Installed

Recommendations: \_\_\_\_\_

Technician: Trent V / Trent W.

Customer Name: \_\_\_\_\_

Customer Signature: \_\_\_\_\_

Job Complete:

Yes ☒ No ☐

Labor: Reg \_\_\_\_\_

O.T. \_\_\_\_\_






## PM Service Report-HSTX



### Job-Site/Customer Information

Date of PM	01-25-2019
Job#	41-01-207661
Customer Name	Austin
Customer Location	Donaldsonville la

### Equipment Information

RT/AT/CD Equipment #	BE8059
Make	Grove
Model	RT880E
Serial #	235155
Equipment Hours	4434
Hour Meter	

### Type of Service

PM Type	500 Hr
	 29.982973, -90.863425
Repairs Completed:	Change oil and all filters listed
Photos of New Filter w/Date	
	01-25-2019 12:46 PM




## PM Service Report-HSTX

### Parts Used/Ordered

Parts	Installed
Qty.	1
Part Number	Af55015
Filter Type	Air
Parts	Installed
Qty.	1
Part Number	Af550308
Filter Type	Air
Parts	Installed
Qty.	1
Part Number	Lf3970
Filter Type	Oil
Parts	Installed
Qty.	1
Part Number	Ff63008
Filter Type	Fuel/Water Separator
Parts	Installed
Qty.	1
Part Number	Fs1098
Filter Type	Fuel/Water Separator

### Acknowledgement:

Job Completed	Yes
Bigge Technician:	Danielsweaza
Acknowledgment	I agree that the information in this PM Service report is accurate and true. By checking yes I agree that the type of service completed was done per the manufacturer's recommendations.  Thank You
Signature	
Customer Representative:	Robert Perkins
Acknowledgment	I agree that, to the best of my knowledge, the service performed was completed as indicated on this PM Service Report.  Thank You





Date Submitted: 01-25-2019 01:00 PM  
Submitted By: hstxinspections@bigge.com  
Bigge Crane and Rigging PM Service Report

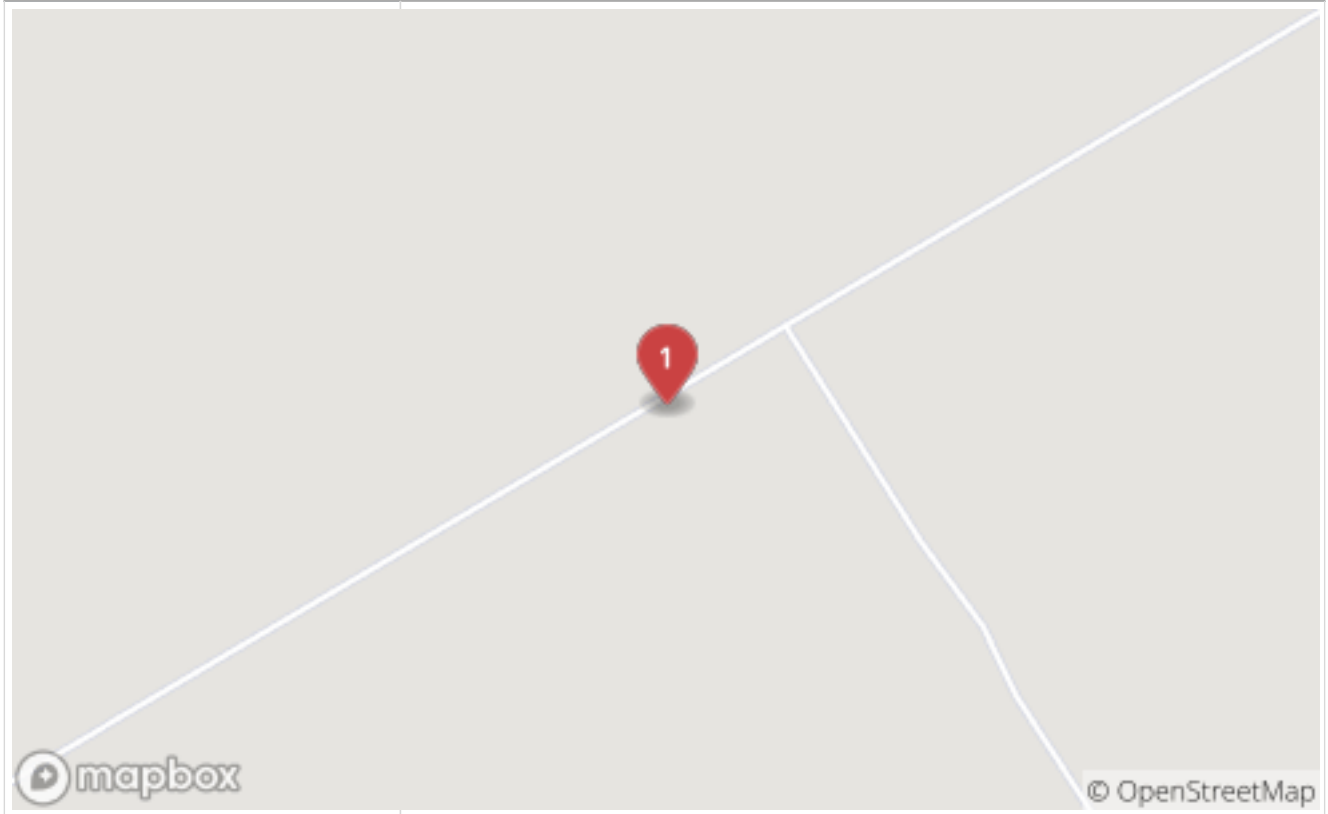
## PM Service Report-HSTX

Signature	
-----------	---



## PM Service Report-HSTX

### Form Locations







14800 Jersey Shore Dr.  
Houston, TX 77047  
(713) 434-0995

### SERVICE REPORT

6-12-19  
Date: 6-13-19  
Customer's Name: Austin Customer P.O. # \_\_\_\_\_  
Job Location: Saint James /a M/M/T: Grove Rt 880 Hours: 4915  
Equipment # Be8059 Serial # \_\_\_\_\_ Trip Mileage \_\_\_\_\_

Describe Defects & Cause of Failure: NO AC / dry boom

Repairs Completed: Waited for customer to take crane to laydown yard. took seat out found a lot of dust on evaporator coil cleaned ~~rest~~ & sprayed coils. greased boom

Qty	Part Number	Description	Ordered	Installed

Recommendations: \_\_\_\_\_

Technician: Kenny H  
Customer Name: [Signature] 71305  
Customer Signature: \_\_\_\_\_

Job Complete: Labor: Reg \_\_\_\_\_  
Yes ☐ No ☐ O.T. \_\_\_\_\_