



14800 Jersey Shore Dr.  
Houston, TX 77047  
(713) 434-0995

### SERVICE REPORT

Date: 3-3-17

Customer's Name: Bigge

Customer P.O. # \_\_\_\_\_

Job Location: Houston, TX

M/M/T: Grove RT890E

Hours: 2515

Equipment # BE9085

Serial # 234114

Trip Mileage \_\_\_\_\_

Describe Defects & Cause of Failure: 1. pump leaking 2. Hyd service 3. ladder  
damaged 4. a/c ducting has a hole 5. block & Ball latch unserv.  
6. right front mirror missing 7. override key missing 8. front  
tray damaged

Repairs Completed: 1. removed & rescaled pump 2. serviced Hyd system  
with new oil & filters 3. replaced ladder 4. replaced A/C hose  
5. R&R Block & Ball latch 6. installed new mirror 7. installed  
back seat override key 8. repaired front tray

Qty	Part Number	Description	Ordered	Installed
1	9258100173	breather fill cap	<input checked="" type="checkbox"/>	<input checked="" type="checkbox"/>
1	9437100049	Hyd filter element	<input checked="" type="checkbox"/>	<input checked="" type="checkbox"/>
1	6794000453	gasket	<input checked="" type="checkbox"/>	<input checked="" type="checkbox"/>
1	80024678	ladder	<input checked="" type="checkbox"/>	<input checked="" type="checkbox"/>
1		300 gal of Hyd oil		

Recommendations: \_\_\_\_\_

Technician: Julian R / George P.

Customer Name: \_\_\_\_\_

Customer Signature: \_\_\_\_\_

Job Complete:

Yes ☒ No ☐

Labor: Reg \_\_\_\_\_

O.T. \_\_\_\_\_



☐ BELLE CHASSE, LA — (504) 394-7400  
☐ BIRMINGHAM, AL — (205) 661-1323

☐ DALLAS, TX — (972) 556-0910  
☐ HOUSTON, TX — (713) 433-6411

PURCHASE ORDER NO. \_\_\_\_\_

EMPLOYEE NO. 1000534

MACHINE MAKE <u>Grane</u>	MODEL <u>AT890E-2</u>	SERIAL NO. <u>234114</u>	DATE <u>2-20-14</u>	JOB NO.
OWNER <u>Belle crane</u>		USER		
LOCATION		MACHINE SET-UP <u>NO</u>	HOUR METER <u>59</u>	

WORK REQUESTED Has computer problems

WORK PERFORMED Drove to job site & started checking out computer problems & found main plug to CPU Behind seat was not making good connection. Pulled plug & placed back in & that took ECU away. And ECU code on display was Receiver had water in it. And they ordered new one. And hooked up laptop to crane all modules was good & found turbine making a loud noise they are calling running out. And hooked up compass tool to crane & it had 555 code on engine. its a crankcase pressure problem.

FOR INTERNAL USE ONLY:

FL

SL

HL

GL

OTHER

DATE M / D / Y	MILEAGE TO FROM	HOURS WORKED START END	LUNCH TIME START END	TOTAL HRS	TECHNICIAN HOURS REGULAR OVERTIME	HOLIDAY
SAT / /						
SUN / /						
MON / /						
TUE / /						
WED / /						
THURS / /						
FRI / /						
TOTAL MILEAGE				TOTAL HOURS		

FORM HE-CDSR

CUSTOMER SIGNATURE

DATE

SERVICE TECHNICIAN SIGNATURE

DATE

### SERVICE REPORT

Date: 03-06-14  
Customer's Name: Bigge Equipment Customer P. O. # \_\_\_\_\_  
Job Location: Bigge shop M/M/T: \_\_\_\_\_ Hours: 59  
Equipment # B09085 Serial # 23411X

Describe Defects & Cause of Failure: \_\_\_\_\_  
\_\_\_\_\_  
\_\_\_\_\_

Repairs Completed: Working on Grove Problem with the Wind Speed  
System problem The Reamer was Bad and Installing New One  
Bad Steel Nut Work N/T To Be Calibrated or Reprogram.  
\_\_\_\_\_  
\_\_\_\_\_  
\_\_\_\_\_  
\_\_\_\_\_  
\_\_\_\_\_  
\_\_\_\_\_  
\_\_\_\_\_  
\_\_\_\_\_  
\_\_\_\_\_  
\_\_\_\_\_

Qty	Part Number	Description	Ordered	Installed

Recommendations: \_\_\_\_\_  
\_\_\_\_\_  
\_\_\_\_\_

Technician: Okym

Customer Name: \_\_\_\_\_

Customer Signature: \_\_\_\_\_

Job Complete: \_\_\_\_\_ Labor: Reg \_\_\_\_\_

Yes ☐ No ☒ O.T. \_\_\_\_\_



### SERVICE REPORT

Date: 03-07-14

Customer's Name: \_\_\_\_\_

Customer P. O. # \_\_\_\_\_

Job Location: \_\_\_\_\_

M/M/T: \_\_\_\_\_

Hours: 62.5

Equipment # RT890-E

Serial # 234114

Describe Defects & Cause of Failure: Problem with Wind meter -  
The Receiver was Bad.

Repairs Completed: Change the Receiver att 03-06-14 Bad Steel Nut  
working the before the Inf. int. Dime and Steel the many  
Calibrat. the System is working OK and All the Code Wend at.  
is Clean OK

Qty	Part Number	Description	Ordered	Installed

Recommendations: \_\_\_\_\_

Technician: Oliver M. Rodriguez

Customer Name: \_\_\_\_\_

Customer Signature: \_\_\_\_\_

Job Complete: \_\_\_\_\_

Yes ☒ No ☐

Labor: Reg \_\_\_\_\_

O.T. \_\_\_\_\_





TERMS: Payable in U. S. Dollars at time of receipt unless credit has been approved in advance. Invoices with approved credit are due NET 10TH DAY OF THE MONTH FOLLOWING THE DATE OF INVOICE. Past due invoices are subject to interest charges at the rate of 1.5% per month (18% per annum).

CUMMINS STHRN PLAINS - 12  
7045 North Loop East  
P. O. BOX 1367  
HOUSTON, TX 77028-  
(713)679-2220

INVOICE NO

012-18069

REMIT TO: P. O. BOX 910509  
DALLAS, TEXAS 75391-0509

**BILL TO**

BIGGE CRANE & RIG SERVICE  
1070 BIGGE AVE  
SAN LEANDRO, CA 94577-

**OWNER**

BIGGE CRANE & RIG SERVICE  
1070 BIGGE AVE  
SAN LEANDRO, CA 94577-  
RICK RUMERY - 832 405-4153

PAGE 1 OF 5

\*\*\* CCARD \*\*\*

DATE	CUSTOMER ORDER NO.	DATE IN SERVICE	ENGINE MODEL	PUMP NO.	EQUIPMENT MAKE
15-MAR-2014	WARRANTY	12-FEB-2014	QSB		GROVE
CUSTOMER NO.	SHIP VIA	FAIL DATE	ENGINE SERIAL NO.	CPL NO.	EQUIPMENT MODEL
184021		21-FEB-2014	73549700		RT754/760
REF. NO.	SALESPERSON	PARTS DISP.	MILEAGE/HOURS	PUMP CODE	UNIT NO.
256246	17538		/ 61		BE9085

QUANTITY ORDERED	BACK ORDERED	QUANTITY SHIPPED	PART NUMBER	DESCRIPTION	PRODUCT CODE	UNIT PRICE	AMOUNT
------------------	--------------	------------------	-------------	-------------	--------------	------------	--------

OSN/MSN/VIN 73549700

**COMPLAINT**

CUSTOMER COMPLAINT OF NOISE IN TURBO

ADDRESS:  
14800 JERSEY SHORE DR

POC: RICK RUMERY  
832-405-4153

**CAUSE**

DSID# DSBDM3250

INTAKE AIR SYSTEM. TURBO. ASSEMBLY. BROKEN, CRACKED. LOCATION N/A.

**CORRECTION**

TURBO FAILED CAUSE PROGRESSIVE DAMAGE TO VGT ACTUATOR.  
02-21-14 JADY NELSON 17412: ARRIVED AT CUSTOMER LOCATION AND DROVE TO UNIT  
-CONNECTED INSITE AND GOT ECM IMAGES  
-BEGAN TROUBLE SHOOTING AND STARTED ENGINE TO VERIFY NOISE AND VERY LOUD NOISE COMING FROM TURBO  
-REMOVED TOP PANEL, REAR PANEL, AIR DISCHARGE PIPE TO CHARGE AIR COOLER, AIR INLET PIPE AT TURBO, AND EXHAUST PIPE FROM TURBO OUTLET  
-FOUND TURBO SHAFT FINS DAMAGED FROM HITTING THE COMPRESSOR HOUSING AND THE TURBO SHAFT HAD EXCESSIVE MOVEMENT UP AND DOWN.  
-FOUND WHEN TURBO FAILED THAT EXCESSIVE AMOUNT OF OIL IN CHARGE AIR COOLER AND MUST BE REMOVED AND CLEANED.  
-CHECKED THE TURBO TURBINE SIDE FOR OIL ON THE EXHAUST SIDE NO OIL FOUND IN THE EXHAUST PIPING  
-INSPECTED AFTERTREATMENT AND EGR CROSSOVER PIPE NO SIGNS OF OIL ON EXHAUST SIDE.  
-CALLED SHOP AND ORDER PARTS. ENGINE WAS COVERED UP AND TAGGED



Billing Inquiries? Please call us at (800) 306-6801. Visit us on the Internet at [www.cummins-sp.com](http://www.cummins-sp.com).

This invoice is subject to the terms and conditions of sale, including limitations on warranties, detailed on the reverse side of this form. Customer acknowledges the existence of these terms and conditions and confirms they have been read and fully understood. Cummins Southern Plains, LLC is a Texas limited liability company.

AUTHORIZED BY (print name) \_\_\_\_\_ SIGNATURE \_\_\_\_\_ DATE \_\_\_\_\_



TERMS: Payable in U. S. Dollars at time of receipt unless credit has been approved in advance. Invoices with approved credit are due NET 10TH DAY OF THE MONTH FOLLOWING THE DATE OF INVOICE. Past due invoices are subject to interest charges at the rate of 1.5% per month (18% per annum).

CUMMINS STHRN PLAINS - 12  
7045 North Loop East  
P. O. BOX 1367  
HOUSTON, TX 77028-  
(713)679-2220

INVOICE NO

012-18069

REMIT TO: P. O. BOX 910509  
DALLAS, TEXAS 75391-0509

**BILL TO**

BIGGE CRANE & RIG SERVICE  
1070 BIGGE AVE  
SAN LEANDRO, CA 94577-

**OWNER**

BIGGE CRANE & RIG SERVICE  
1070 BIGGE AVE  
SAN LEANDRO, CA 94577-  
RICK RUMERY - 832 405-4153

PAGE 2 OF 5

\*\*\* CCARD \*\*\*

DATE	CUSTOMER ORDER NO.	DATE IN SERVICE	ENGINE MODEL	PUMP NO.	EQUIPMENT MAKE
15-MAR-2014	WARRANTY	12-FEB-2014	QSB		GROVE
CUSTOMER NO.	SHIP VIA	FAIL DATE	ENGINE SERIAL NO.	CPL NO.	EQUIPMENT MODEL
184021		21-FEB-2014	73549700		RT754/760
REF. NO.	SALESPERSON	PARTS DISP.	MILEAGE/HOURS	PUMP CODE	UNIT NO.
256246	17538		/ 61		BE9085

QUANTITY ORDERED	BACK ORDERED	QUANTITY SHIPPED	PART NUMBER	DESCRIPTION	PRODUCT CODE	UNIT PRICE	AMOUNT
------------------	--------------	------------------	-------------	-------------	--------------	------------	--------

OSN/MSN/VIN

73549700

OUT.

-INSTALLED THE REAR AND TOP ACCESS PANELS, CLEANED WORK AREA, PUT ALL BOLTS AND CLAMPS INSIDE THE CRANE BY THE FOOT PEDALS.

03-05-14 JADY NELSON: ARRIVED AT SHOP, PICKED UP PARTS AND HEADED FOR CUSTOMER LOCATION.

-ARRIVED AT CUSTOMER LOCATION AND REMOVED THE TOP ON ENGINE HOOD AND BEGAN REPAIRS ON UNIT

-DRAINED ENGINE COOLANT AND REMOVED ALL THE PANELS AROUND ENGINE AND CHARGE AIR COOLER

-REMOVED ALL OF THE PIPING FROM CHARGE AIR COOLER AND UNBOLTED HOLD DOWN AND REMOVED THE CHARGE AIR COOLER AND PLACED IN BACK OF SERVICE TRUCK.

-REMOVED THE FOLLOWING ITEMS TO ACCESS AND REMOVE TURBO: EXHAUST OUTLET, WATER LINES, DISCONNECTED ELECTRICAL CONNECTORS, HYDRAULIC FILTER BRACKET, TURBO OIL SUPPLY LINE, TURBO OIL DRAIN LINE, REMOVED VGT ACTUATOR AND REMOVED TURBO FROM THE EXHAUST MANIFOLD

-THE TURBO MOUNTING STUDS HAD BROKEN OFF, ONCE TURBO WAS REMOVED -DROVE BACK TO SHOP AND CLEANED THE CHARGE AIR COOLER. PICKED UP NEW STUDS AND BOLTS

-HEADED BACK TO LOCATION AND SWAPPED OVER ALL THE FITTINGS FROM OLD TO NEW TURBO

-INSTALLED TURBO ON TO EXHAUST MANIFOLD THIS PROCEDURE WAS DIFFICULT LIMITED ACCESS BETWEEN ENGINE AND FRAME

-ONCE TURBO WAS MOUNTED INSTALL OIL DRAIN LINE, OIL SUPPLY LINE, WATER LINES, CONNECTED INSITE AND PERFORMED VGT ACUATOR INSTALL TEST AND VGT ACUATER FAILE TEST. TRIED SEVERAL TIMES AND EACH TIME VGT ACTUATOR WOULD FAIL TEST.

-GOT A NEW VGT ACUATOR AND CONNECTED THE VGT ACTUATOR TO HARNESS AND PERFORMED INSTALL TEST AND PASSED. THE OLD VGT ACTUATOR FAILED.

-MOUNTED NEW VGT ACTUATOR ON TURBO AND PERFORMED CALIBRATE TEST

Billing Inquiries? Please call us at (800) 306-6801. Visit us on the Internet at [www.cummins-sp.com](http://www.cummins-sp.com).

This invoice is subject to the terms and conditions of sale, including limitations on warranties, detailed on the reverse side of this form. Customer acknowledges the existence of these terms and conditions and confirms they have been read and fully understood. Cummins Southern Plains, LLC is a Texas limited liability company.

AUTHORIZED BY (print name) \_\_\_\_\_ SIGNATURE \_\_\_\_\_ DATE \_\_\_\_\_





TERMS: Payable in U. S. Dollars at time of receipt unless credit has been approved in advance. Invoices with approved credit are due NET 10TH DAY OF THE MONTH FOLLOWING THE DATE OF INVOICE. Past due invoices are subject to interest charges at the rate of 1.5% per month (18% per annum).

CUMMINS STHRN PLAINS - 12  
7045 North Loop East  
P. O. BOX 1367  
HOUSTON, TX 77028-  
(713)679-2220

INVOICE NO

012-18069

REMIT TO: P. O. BOX 910509  
DALLAS, TEXAS 75391-0509

**BILL TO**

BIGGE CRANE & RIG SERVICE  
1070 BIGGE AVE  
SAN LEANDRO, CA 94577-

**OWNER**

BIGGE CRANE & RIG SERVICE  
1070 BIGGE AVE  
SAN LEANDRO, CA 94577-  
RICK RUMERY - 832 405-4153

PAGE 3 OF 5

\*\*\* CCARD \*\*\*

DATE	CUSTOMER ORDER NO.	DATE IN SERVICE	ENGINE MODEL	PUMP NO.	EQUIPMENT MAKE
15-MAR-2014	WARRANTY	12-FEB-2014	QSB		GROVE
CUSTOMER NO.	SHIP VIA	FAIL DATE	ENGINE SERIAL NO.	CPL NO.	EQUIPMENT MODEL
184021		21-FEB-2014	73549700		RT754/760
REF. NO.	SALESPERSON	PARTS DISP.	MILEAGE/HOURS	PUMP CODE	UNIT NO.
256246	17538		/ 61		BE9085

QUANTITY ORDERED	BACK ORDERED	QUANTITY SHIPPED	PART NUMBER	DESCRIPTION	PRODUCT CODE	UNIT PRICE	AMOUNT
------------------	--------------	------------------	-------------	-------------	--------------	------------	--------

OSN/MSN/VIN

73549700

AND PASSED AS WELL.  
-POUR CLEAN ENGINE OIL IN TURBO OIL SUPPLY AND ROTATE TURBO TO PRIME THE NEW TURBO.  
-CLEANED ALL THE TURBO PLUMBING AND SET CHARGE AIR COOLER IN PLACE, BUT HAD TO LEAVE CUSTOMER WAS SHUTTING DOWN FOR THE DAY.  
-CLEANED WORK AREA AND PICKED UP TOOLS  
03-06-14 JADY NELSON 17412: ARRIVED AT CUSTOMER LOCATION  
-INSTALLED BANJO FITTINGS IN VGT ACTUATOR AND FILL WITH COOLANT CHECKED FOR LEAKS NONE FOUND AT THIS TIME  
-INSTALLED EXHAUST PIPING, DISCHARGE PIP TO CAC, AIR INLET PIPE, BOLTED DOWN CAC TO RADIATOR, INSTALLED SHROUDING, FRONT GUARD OF CAC,  
-STARTED AND TEST RAN ENGINE AND THEN PULLED UNIT OUTSIDE CUSTOMER RIGGED UNIT OUT AND CLEANED ENGINE BAY OF OIL  
-TEST RAN ENGINE TO OPERATING TEMPATURES NO LEAKS FOUND AT THIS TIME.  
DID NOT USE THE CRANK CASE PRESSURE SENSOR NO MORE ACTIVE FAULT CODE  
-INSTALLED ALL THE REMAINING PANELS AND RAN ENGINE UNDER LOAD FOR AN HOUR AND INSPECTED ENGINE FOR FUEL LEAK CUSTOMER STATES THEY MAY POSSIBLY HAVE. NO FUEL LEAK FOUND AT THIS TIME  
- CLEANED WORK AREA AND INFORMED SITE CONTACT (RICK) OF STATUS, REPAIRS COMPLETE.

**COVERAGE**

**SRO**

CUMMINS WARRANTY - COVERAGE APPLIED  
0.3 HRS 99-999 MISC: R&I HYDRAULIC FILTER BRACKET FOR ACCESS TO REMOVE TURBO. 17412 JADY NELSON

TOTAL MISC: 0.3 HRS  
17412 JADY NELSON

**TRAVEL BREAKDOWN**

02-21-14 TRAVEL TO: 24 MILES @ 0.5 HRS 17412 JADY NELSON

Billing Inquiries? Please call us at (800) 306-6801. Visit us on the Internet at [www.cummins-sp.com](http://www.cummins-sp.com).

This invoice is subject to the terms and conditions of sale, including limitations on warranties, detailed on the reverse side of this form. Customer acknowledges the existence of these terms and conditions and confirms they have been read and fully understood. Cummins Southern Plains, LLC is a Texas limited liability company.

AUTHORIZED BY (print name) \_\_\_\_\_ SIGNATURE \_\_\_\_\_ DATE \_\_\_\_\_



**Southern  
Plains**

TERMS: Payable in U. S. Dollars at time of receipt unless credit has been approved in advance. Invoices with approved credit are due NET 10TH DAY OF THE MONTH FOLLOWING THE DATE OF INVOICE. Past due invoices are subject to interest charges at the rate of 1.5% per month (18% per annum).

CUMMINS STHRN PLAINS - 12  
7045 North Loop East  
P. O. BOX 1367  
HOUSTON, TX 77028-  
(713)679-2220

**INVOICE NO**

012-18069

REMIT TO: P. O. BOX 910509  
DALLAS, TEXAS 75391-0509

**BILL TO**

BIGGE CRANE & RIG SERVICE  
1070 BIGGE AVE  
SAN LEANDRO, CA 94577-

**OWNER**

BIGGE CRANE & RIG SERVICE  
1070 BIGGE AVE  
SAN LEANDRO, CA 94577-  
RICK RUMERY - 832 405-4153

PAGE 4 OF 5

\*\*\* CCARD \*\*\*

DATE	CUSTOMER ORDER NO.	DATE IN SERVICE	ENGINE MODEL	PUMP NO.	EQUIPMENT MAKE
15-MAR-2014	WARRANTY	12-FEB-2014	QSB		GROVE
CUSTOMER NO.	SHIP VIA	FAIL DATE	ENGINE SERIAL NO.	CPL NO.	EQUIPMENT MODEL
184021		21-FEB-2014	73549700		RT754/760
REF. NO.	SALESPERSON	PARTS DISP.	MILEAGE/HOURS	PUMP CODE	UNIT NO.
256246	17538		/ 61		BE9085

QUANTITY ORDERED	BACK ORDERED	QUANTITY SHIPPED	PART NUMBER	DESCRIPTION	PRODUCT CODE	UNIT PRICE	AMOUNT
------------------	--------------	------------------	-------------	-------------	--------------	------------	--------

OSN/MSN/VIN 73549700

TRAVEL FROM: 24 MILES @ 0.5 HRS 17412 JADY NELSON  
TOTAL TRAVEL 2-21-14: 48 MILES @ 1.0 HRS 17412 JADY NELSON  
03-05-14 TRAVEL TO: 48 MILES @ 1.0 HRS 17412 JADY NELSON  
TRAVEL FROM: 57 MILES @ 1.2 HRS 17412 JADY NELSON  
TOTAL TRAVEL 03-05-14: 105 MILES @ 2.2 HRS 17412 JADY NELSON  
03-06-14 TRAVEL TO: 35 MILES @ 0.7 HRS 17412 JADY NELSON  
TRAVEL FROM: 24 MILES @ 0.5 HRS 17412 JADY NELSON  
TOTAL TRAVEL 03-06-14: 59 MILES @ 1.2 HRS 17412 JADY NELSON

1	1	SP4620	NON CHLORN BRAKE CLEANER	OTHER	3.26	3.26	*
1	1	4032823	KIT,VG ACTUATOR FITTING	CECO	1,012.50	1,012.50	*
1	1	2881937NX	KIT,TURBOCHARGER	DRC	2,169.99	2,169.99	*
1	1	4089312D	TURBO, HE341VE	CLEAN	500.00	500.00	
-1	-1	4089312D	TURBO, HE341VE	DIRTY	500.00	- 500.00	
4	4	3095798	STUD	CECO	4.76	19.04	*
4	4	3818824	NUT,REGULAR HEXAGON	CECO	2.49	9.96	*

Billing Inquiries? Please call us at (800) 306-6801. Visit us on the Internet at [www.cummins-sp.com](http://www.cummins-sp.com).

This invoice is subject to the terms and conditions of sale, including limitations on warranties, detailed on the reverse side of this form. Customer acknowledges the existence of these terms and conditions and confirms they have been read and fully understood. Cummins Southern Plains, LLC is a Texas limited liability company.

AUTHORIZED BY (print name) \_\_\_\_\_ SIGNATURE \_\_\_\_\_ DATE \_\_\_\_\_





**Southern  
Plains**

TERMS: Payable in U. S. Dollars at time of receipt unless credit has been approved in advance. Invoices with approved credit are due NET 10TH DAY OF THE MONTH FOLLOWING THE DATE OF INVOICE. Past due invoices are subject to interest charges at the rate of 1.5% per month (18% per annum).

CUMMINS STHRN PLAINS - 12  
7045 North Loop East  
P. O. BOX 1367  
HOUSTON, TX 77028-  
(713)679-2220

**INVOICE NO**

012-18069

REMIT TO: P. O. BOX 910509  
DALLAS, TEXAS 75391-0509

**BILL TO**

BIGGE CRANE & RIG SERVICE  
1070 BIGGE AVE  
SAN LEANDRO, CA 94577-

**OWNER**

BIGGE CRANE & RIG SERVICE  
1070 BIGGE AVE  
SAN LEANDRO, CA 94577-  
RICK RUMERY - 832 405-4153

PAGE 5 OF 5

\*\*\* CCARD \*\*\*

DATE	CUSTOMER ORDER NO.	DATE IN SERVICE	ENGINE MODEL	PUMP NO.	EQUIPMENT MAKE
15-MAR-2014	WARRANTY	12-FEB-2014	QSB		GROVE
CUSTOMER NO.	SHIP VIA	FAIL DATE	ENGINE SERIAL NO.	CPL NO.	EQUIPMENT MODEL
184021		21-FEB-2014	73549700		RT754/760
REF. NO.	SALESPERSON	PARTS DISP.	MILEAGE/HOURS	PUMP CODE	UNIT NO.
256246	17538		/ 61		BE9085

QUANTITY ORDERED	BACK ORDERED	QUANTITY SHIPPED	PART NUMBER	DESCRIPTION	PRODUCT CODE	UNIT PRICE	AMOUNT
------------------	--------------	------------------	-------------	-------------	--------------	------------	--------

OSN/MSN/VIN 73549700

PARTS:	3,214.75
PARTS COVERAGE CREDIT:	3,214.75CR
TOTAL PARTS:	0.00
SURCHARGE TOTAL:	0.00
LABOR:	1,122.40
LABOR COVERAGE CREDIT:	1,122.40CR
TOTAL LABOR:	0.00
MISC.:	256.52
MISC. COVERAGE CREDIT:	256.52CR
TOTAL MISC.:	0.00
MILEAGE CHARGES - SERVICE	256.52

WARRANTIES APPLIED: **FACTORY FIELD SERVICE**

LOCAL	0.00
MTA	0.00
STATE	0.00

Billing Inquiries? Please call us at (800) 306-6801. Visit us on the Internet at [www.cummins-sp.com](http://www.cummins-sp.com).

This invoice is subject to the terms and conditions of sale, including limitations on warranties, detailed on the reverse side of this form. Customer acknowledges the existence of these terms and conditions and confirms they have been read and fully understood. Cummins Southern Plains, LLC is a Texas limited liability company.

SUB TOTAL:	0.00
TOTAL TAX:	0.00

TOTAL AMOUNT: US \$	0.00
---------------------	------

AUTHORIZED BY (print name) \_\_\_\_\_ SIGNATURE \_\_\_\_\_ DATE \_\_\_\_\_



H&E Equipment Services, Inc.  
1924 2nd Street NW  
Albuquerque NM 87102-1455  
Tel No. (800) 310-4887  
Fax No. (505) 764-8103

Regional Credit Office  
Phone (866)322-6577  
Fax (972)606-1011

# Invoice

<b>Bill-To-Party</b> BIGGE CRANE & RIGGING fdbA CONTINENTAL CRANE CO 14511 INDUSTRY CIRCLE LA MIRADA CA 90638	<b>Information</b> Invoice No. 91625403 <b>Date</b> 04/26/2014 Order No. 41114501 Customer No. 1020325  Currency USD Make GV - GROVE CRANE Model RT890E Serial No. 234114 Customer Eq. <b>BE9085</b> H&E Eq. No. 10140217  <b>Customer Contact</b> Contact Meter 59 hrs 0 mile  Ref Invoice no
<b>Ship-To-Party</b> BIGGE CRANE & RIGGING fdbA CONTINENTAL CRANE CO  Vega TX 79092 USA	
<b>Complaints</b>	
<b>Complaint Details</b> Service call to check brakes	
<b>Causes</b>	
<b>Cause Details</b>	
<b>Corrections</b>	
<b>Correction Details</b> Drove to jobsite and found engine warning light on, with code 249. Called factory and was told it was low coolant. Checked and found very low coolant, filled tank. Found a loose hose clamp on lower radiator and tightened it. Checked brakes many times, no problems noted and called customer about that.	



**H&E Equipment Services, Inc.**  
1924 2nd Street NW  
Albuquerque NM 87102-1455  
Tel No. (800) 310-4887  
Fax No. (505) 764-8103

**Regional Credit Office**  
**Phone (866)322-6577**  
**Fax (972)606-1011**

# Invoice

<b>Bill-To-Party</b> BIGGE CRANE & RIGGING fdbA CONTINENTAL CRANE CO 14511 INDUSTRY CIRCLE LA MIRADA CA 90638		<b>Information</b> <b>Invoice No.</b> 91625403 <b>Date</b> 04/26/2014 <b>Order No.</b> 41114501 <b>Customer No.</b> 1020325  <b>Currency</b> USD <b>Make</b> GV - GROVE CRANE <b>Model</b> RT890E <b>Serial No.</b> 234114 <b>Customer Eq.</b> <b>H&amp;E Eq. No.</b> 10140217 <b>Customer Contact</b> <b>Contact</b> <b>Meter</b> 59 hrs 0 mile  <b>Ref Invoice no</b>	
<b>Ship-To-Party</b> BIGGE CRANE & RIGGING fdbA CONTINENTAL CRANE CO  Vega TX 79092 USA			
Material	Description	Quantity	Unit Price Amount
	Truck Mileage		795.00
	Environmental		19.06
	Shop Supplies		38.11
		<b>Miscellaneous Total</b>	<b>852.17</b>
	Service Labor		762.20
<b>PLEASE REMIT TO:</b> P.O.Box 849850 Dallas TX 75284		<b>Subtotal</b>	1,614.37
		<b>Tax</b>	125.11
		<b>Total Amount</b>	<b>1,739.48</b>

See reverse side for Terms and Conditions.

Tax includes all applicable state, local, and miscellaneous surcharges.

# **BIGGE**

## **EQUIPMENT CO.**

14800 Jersey Shore Dr.  
Houston, TX 77047  
(713) 434-0995

### SERVICE REPORT

Date: 9-18-14

Customer's Name: \_\_\_\_\_ Customer P. O. # \_\_\_\_\_

Job Location: Groom TX M/M/T: Grove RT890E Hours: 458

Equipment # BE9085 Serial # 234114

Describe Defects & Cause of Failure: update wind meter.

Repairs Completed: Removed Black cover and installed with clear cover.

Qty	Part Number	Description	Ordered	Installed

Recommendations: \_\_\_\_\_

Technician: Bryan Venable

Customer Name: \_\_\_\_\_

Customer Signature: \_\_\_\_\_

Job Complete: \_\_\_\_\_ Labor: Reg \_\_\_\_\_

Yes ☒ No ☐ O.T. \_\_\_\_\_

Copies: White: Office Pink: Customer Yellow: Technician Copy



### SERVICE REPORT

Date: 8-10-15

Customer's Name: Blattner

Customer P.O. # \_\_\_\_\_

Job Location: Ja Velina

M/M/T: Grove RT 890E

Hours: 1325

Equipment # BE 9085

Serial # 234114

Trip Mileage \_\_\_\_\_

Describe Defects & Cause of Failure: \_\_\_\_\_

Repairs Completed: R.R. outrigger valve Bad

Order new Holding Valve

Qty	Part Number	Description	Ordered	Installed

Recommendations: \_\_\_\_\_

Technician: Larry McKinzie

Customer Name: Mike Kipke

Customer Signature: [Signature]

Job Complete:

Yes ☐ No ☐

Labor: Reg \_\_\_\_\_

O.T. \_\_\_\_\_

### SERVICE REPORT

Date: 8-19-15

Customer's Name: Blattner Energy

Customer P.O. # \_\_\_\_\_

Job Location: Mirando City, Tx M/M/T: Grove RT890E

Hours: \_\_\_\_\_

Equipment # BE 9085

Serial # \_\_\_\_\_

Trip Mileage 310 (one way)

Describe Defects & Cause of Failure: Install holding valve for outrigger Jack.

Repairs Completed: Arrive to Blattner office. Customer said they could install the part due to crane being used at the moment. Left holding valve with Customer

Qty	Part Number	Description	Ordered	Installed
<u>1</u>		<u>Holding Valve - outrigger</u>		<input checked="" type="checkbox"/>

Recommendations: \_\_\_\_\_

Technician: DANIEL CANON

Customer Name: SEAN ELLIS

Customer Signature: SE

Job Complete:

Yes ☒ No ☐

Labor: Reg \_\_\_\_\_

O.T. \_\_\_\_\_



### SERVICE REPORT

Date: 1/9/16

Customer's Name: Bigge Equipment

Customer P.O. # \_\_\_\_\_

Job Location: shop

M/M/T: Grave RT 090E

Hours: 1909

Equipment # BE 9085

Serial # 234114

Trip Mileage \_\_\_\_\_

Describe Defects & Cause of Failure: Make vent vandy

Repairs Completed:

- ① adj length reel (out of sync)
- ② seize dead end on aux, rotate block becket
- ③ straighten cab mirror bracket & bent steps, repaired o/r float
- ④ repaired leaks @ turbo & at pump, oil pan gasket & pump flange gasket, replaced all o-rings and gaskets that had to be removed

Qty	Part Number	Description	Ordered	Installed
1	4931365	gasket, oil drain		✓
2	3684284	washer sealing		✓
2	4934278	washer sealing		✓
1	2866636	exhaust, turbine gasket		✓

Recommendations: \_\_\_\_\_

Technician: Joseph Orozco

Customer Name: \_\_\_\_\_

Customer Signature: \_\_\_\_\_

Job Complete:

Yes ☒ No ☐

Labor: Reg \_\_\_\_\_

O.T. \_\_\_\_\_



# BIGGE

Established 1916

CRANE and RIGGING CO.

14800 Jersey Shore Dr.  
Houston, TX 77047  
(713) 434-0995

## SERVICE REPORT

Date: June 27<sup>th</sup>, 2016

Customer's Name: Bigge

Customer P.O. # \_\_\_\_\_

Job Location: Houston Shop

M/M/T: \_\_\_\_\_

Hours: 1988

Equipment # BE9085

Serial # 234114

Trip Mileage \_\_\_\_\_

Describe Defects & Cause of Failure: Transmission failed, Burnt up clutch pack,  
Hydraulic Pump failed, Boom hose reel and  
hoses are bad

Repairs Completed: - Transmission was sent out to be rebuilt  
- Hydraulic Pump was sent to be rebuilt  
After installing transmission and pump, During  
testing of the crane, we found the hose reel  
assembly was not functioning due to a  
broken hose reel spring box.  
- Hose reel assembly was removed, all  
components were cleaned and assembled  
properly  
- New spring box was put on  
with the correct tension  
- Hydraulic service was done at  
the time of transmission installation

Qty	Part Number	Description	Ordered	Installed

Recommendations: Maintenance and Repairs  
was done over a 3 month time  
period

Technician: Tony Grupy

Customer Name: \_\_\_\_\_

Customer Signature: \_\_\_\_\_

Job Complete: \_\_\_\_\_

Yes ☒ No ☐

Labor: Reg 40 hrs.

O.T. \_\_\_\_\_

Copies: White: Office

Pink: Customer

Yellow: Technician Copy

Handwritten notes at the top of the page, including a date "1942" and some illegible text.

Main body of handwritten text, appearing to be a letter or a detailed report, with several lines of cursive script.

Handwritten notes at the bottom of the page, including a signature and some additional text.



14800 Jersey Shore Dr.  
Houston, TX 77047  
(713) 434-0995

### SERVICE REPORT

Date: 7/15/16

Customer's Name: RES

Customer P.O. # \_\_\_\_\_

Job Location: Beaumont OK

M/M/T: Grove 890E

Hours: 2004

Equipment # BE 9085

Serial # \_\_\_\_\_

Trip Mileage \_\_\_\_\_

Describe Defects & Cause of Failure: Blown hose on boom hose reel,  
parking brake inop.

Repairs Completed: Replaced dual hose on boom hose reel.  
Installed & adjusted parking brake pads.

Qty	Part Number	Description	Ordered	Installed
1		dual hose on boom hose reel		X
1		Parking brake pads		

Recommendations: \_\_\_\_\_

Technician: Austin Buchmayer

Customer Name: \_\_\_\_\_

Customer Signature: \_\_\_\_\_

Job Complete: \_\_\_\_\_

Yes ☒ No ☐

Labor: Reg \_\_\_\_\_

O.T. \_\_\_\_\_





### SERVICE REPORT

Date: 8-12-16  
Customer's Name: Bigge Customer P.O. # \_\_\_\_\_  
Job Location: Houston M/M/T: \_\_\_\_\_ Hours: 2006  
Equipment # BE 9085 Serial # 234114 Trip Mileage \_\_\_\_\_

Describe Defects & Cause of Failure: Hydraulic Leak by Transmission,  
Broken Mirrors and Wiper Arms, Rent Ready Repairs,  
Dehydrated Entire hydraulic system

Repairs Completed: Ran a dehydration Machine on the hydraulic  
system to remove the Moisture from the Oil  
After a week of Running Machine 24 hours a  
day, the system and oil are now good

- Replaced the Mirror on the top of the cab
- Replaced the Main Mirror over the Winch
- New Pin in Aux Ball Safety latch
- Lubed both Main and Aux ~~winch~~ cables
- Painted the Aux ball
- Grease Upper and lower Machine and all Boom sections

Qty	Part Number	Description	Ordered	Installed

Recommendations: \_\_\_\_\_  
\_\_\_\_\_  
\_\_\_\_\_

Technician: Tony G.  
Customer Name: \_\_\_\_\_  
Customer Signature: \_\_\_\_\_

Job Complete: ☒ Yes ☐ No

Labor: Reg \_\_\_\_\_  
O.T. \_\_\_\_\_



### SERVICE REPORT

Date: 8/17/16  
 Customer's Name: Bigge Customer P.O. # \_\_\_\_\_  
 Job Location: Houston Shop M/M/T: \_\_\_\_\_ Hours: 2006  
 Equipment # BE9085 Serial # Q34114 Trip Mileage \_\_\_\_\_

Describe Defects & Cause of Failure: Rent Ready Repairs

Repairs Completed: - Lube cables  
Replace Crank Case Pressure Sensor  
to and Windmeter attached  
E1E get codes Module light and  
cleared

Qty	Part Number	Description	Ordered	Installed

Recommendations: \_\_\_\_\_

Technician: Tony G.  
 Customer Name: \_\_\_\_\_ Job Complete: ☒ Yes ☐ No  
 Customer Signature: \_\_\_\_\_ Labor: Reg 4 hrs. O.T. \_\_\_\_\_





## SERVICE REPORT

Date: 9/11/16

Customer's Name: KBR

Customer P.O. # \_\_\_\_\_

Job Location: \_\_\_\_\_

M/M/T: Crane RT990E

Hours: 20389

Equipment # BE9085

Serial # 234114

Trip Mileage 230

Describe Defects & Cause of Failure: hyd pump noise, leak.

Repairs Completed: ~~Replaced~~ damaged O-ring in turbo outlet adapter. Replaced O-ring & properly aligned the adapter. Found silicone turbo boot loose on outlet of after cooler & tightened. Found 3 hyd load sense fitting loose at load sense dump valve & tightened. Found hyd pump # 1 ~~the~~ mounting bolts loose & I tightened them. Ran for an hour & 45 minutes and everything ~~works~~ works as designed.

Qty	Part Number	Description	Ordered	Installed

Recommendations: \_\_\_\_\_

Technician: [Signature]

Customer Name: \_\_\_\_\_

Customer Signature: \_\_\_\_\_

Job Complete:

Yes ☒ No ☐

Labor: Reg \_\_\_\_\_

O.T. \_\_\_\_\_





Auburn, WA  
206-443-8500  
San Leandro, CA  
510-638-8100

Richmond, VA  
804-271-9356  
North SLC, UT  
801-292-2453

Houston, TX  
713-456-3086  
**TOLL FREE**  
**888-337-2444**

## SERVICE REPORT

DATE:

CUSTOMER KBR Armond (Hammer) Falgoust 11/19/16		TRIP MILEAGE		
CONTACT NAME & NO. Eric Sparks 409-474-2636				
ADDRESS 8325 East Market Street, Enid, OK, 73701				
MAKE	MODEL	SERIAL NUMBER	HOURS	UNIT NUMBER
Grove	RT890E	234114	2444	BE9085

### SERVICE REQUESTED


### REPAIRS MADE

Traveled to jobsite. While waiting on parts to arrive I continued removing engine covers, piping, starter, trans cover, etc. removed old oil drain tube from turbo and engine. Installed new oil drain tube with new gasket. Assembled what was needed to crank and run engine and did so and checked for leaks. Tightened loose fuel filter. Tightened loose radiator hose that was leaking and topped off with G-05 type Anti freeze per cummins requirments. Reconnected all remaining pipes and reassembled all remaining covers etc.

Wound new cable onto length reel. Made connections in junction box on reel. Mounted reel. Pulled cable out to end of boom with proper preload and secured it to post. Made connections in boom end junction box. Zeroed the length POT. And then ran through length calibrations installed covers. Job completed


### COMMENTS


Engine Serial Number 73549700

PART NUMBER	QNTY	DESCRIPTION	INSTALLED	ORDERED
5265354	1	(Tube Drain)	1	
5264568	1	Gasket	1	
9333103773	1	Cable	1	

Eric Sparks 11/19/16  
TECHNICIAN

CUSTOMER SIGNATURE



14800 Jersey Shore Dr.  
Houston, TX 77047  
(713) 434-0995

### SERVICE REPORT

Date: 03/17/17

Customer's Name: Bay

Customer P.O. # \_\_\_\_\_

Job Location: Corpus Bay Yard M/M/T: RT290E Gravel Hours: 2568

Equipment # BE 9085 Serial # 234114 Trip Mileage \_\_\_\_\_

Describe Defects & Cause of Failure: Swing Issues

Repairs Completed: 03/17/17 Set Crane up, had operator run Crane in Low and High Speeds. Could Not Duplicate issue. Removed Spool Solenoids and Ohmed them, they tested Good.

3/18/17 - Ran Crane myself, Got oil up to operating temp. and Swing back and forth. act. for couple hrs and could not get it to act up.

Qty	Part Number	Description	Ordered	Installed

Recommendations: \_\_\_\_\_

Technician: Brian Starkey

Customer Name: \_\_\_\_\_

Customer Signature: [Signature]

Job Complete:

Yes ☒ No ☐

Labor: Reg \_\_\_\_\_

O.T. \_\_\_\_\_





### SERVICE REPORT

Date: 5-13-17

Customer's Name: Bay

Customer P.O. # \_\_\_\_\_

Job Location: Corpus Christi, Tx

M/M/T: Grove RT 8906

Hours: 2788

Equipment # BE 9085

Serial # 234114

Trip Mileage 208

Describe Defects & Cause of Failure: A/c blowing hot

Repairs Completed: Arrived to location of crane, found A/c blowing hot, +/s System. Expansion valve needed to be replaced. Remove and install new valve, changed drier and condensor due to damaged threads on the high side fitting. Vacuum system and charged with freon. A/c blowing cold.

Qty	Part Number	Description	Ordered	Installed
1	1600	Expansion valve		✓
1	7135	A/c Drier		✓
1		Condensor		✓
1	90018823	Pressure Switch		✓

Recommendations: \_\_\_\_\_

Technician: Daniel Cantu

Customer Name: \_\_\_\_\_

Customer Signature: \_\_\_\_\_

Job Complete: \_\_\_\_\_

Yes ☒ No ☐

Labor: Reg \_\_\_\_\_

O.T. \_\_\_\_\_





**SERVICE REPORT**

Date: 6/6/17

Customer's Name: Bay

Customer P.O. # \_\_\_\_\_

Job Location: Jumbo, Corpus M/M/T: RT990E Hours: 2941

Equipment # BE9085 Serial # 234114 Trip Mileage \_\_\_\_\_

Describe Defects & Cause of Failure: Hose Reel tore up.

Repairs Completed: Replace Hoses on Hose Reel

Qty	Part Number	Description	Ordered	Installed
<u>2</u>		<u>3 Pack</u>		
<u>1</u>		<u>2 Pack</u>		

Recommendations: \_\_\_\_\_

Technician: Brian Starkey

Customer Name: Darrell Rusk

Customer Signature: Darrell Rusk

Job Complete:

Yes ☒ No ☐

Labor: Reg \_\_\_\_\_

O.T. \_\_\_\_\_



Auburn, WA  
206-443-8500  
San Leandro, CA  
510-638-8100

Richmond, VA  
804-271-9356  
Houston, TX  
713-434-0995

TOLL FREE  
888-337-2444

## SERVICE REPORT

DATE: 6/5/2019

CUSTOMER		Mortenson		TRIP MILEAGE	
CONTACT NAME & NO.					
ADDRESS					
Ponca Nebraska Yard					
MAKE	MODEL	SERIAL NUMBER	HOURS	UNIT NUMBER	
GROVE	RT890E4	234114	4213	BE9085	

## SERVICE REQUESTED

Pump drive idler gear failure and customer damages  
All work performed May 20th - May24th and June 1st- June 5th

## REPAIRS MADE

do off rent. Locate portable hyd power set and haul over to crane. Go to hydraulic shop and get adapter Hoses to connect to the outriger and set up the crane level and stabilized and boom up the crane and swing it over using the hydraulic power set. Started process of pulling the engine. finished removing the engine and then remove torque converter and all the damaged components including the charge pump. install new charge pump and Install new bearing in new idler gear and install gear into pump drive and charge pump regulator with new shaft seal and gaskets and o-rings. Clean out metal shavings from the damage then install torque converter and flex plates. Clean bell housing stud threads And bell housing mating surface. Repair left hand side engine wiring harness where wiring loom had melted off from three sections of wiring. Travel to hotel and pick up parts that arrived total of seven boxes. Travel back to job site. Replace engine water pump and fan hub bearing. Install engine back in frame. Connect wiring and hoses. Test run engine. Installed new belt, install radiator, install fan and remaining parts. Filled cooling system then ran and tested. Installed new o-ring and pump primed without issue and steering and swing work. Do pm service and replace ALL filters. Install new anemometer . Install RF corner mirror. Diagnose engine fault code 1896 and disassembled and repaired EGR servo motor. (Was jammed due to rust). Performed ReGen to burn out soot from egr being stuck open. Adjusted parking brake Top off hydraulic oil and do pressure setting procedures. repair engine hood hinges with new hardware, replace wipers, hang a2b weights and install hair pins where missing. inflate all tires to 60 psi, replaced latches on three outrigger pads

**COMMENTS** where needed and cut off and welded on a new latch pad eye on one. Remove broken windshield and install new one. Pull vacuum and charge a/c. Remove right rear access ladder and straighten out all of the bends in all of the sheet metal and steps and reattach. Wash crane. Run crane and make sure there are no leaks and that all functions work properly. Had to reset length potentiometers and calibrate boom length.

PART NUMBER	QNTY	DESCRIPTION
GRV 9576101347	2	wiper
GRV 90019453	1	air filter
GRV 90019454	1	air filter
GRV 90024700	1	fuel filter
GRV 90019746	1	belt, serp.
GRV 7576001157	1	pantograph, for skylight wiper
GRV 9258100173	1	breather
GRV 9437100849	1	hyd filter
LF3970	1	oil filter
GRV 9414101770	1	transmission suction strainer filter
GRV 7473000873	1	trans filter
GRV 90000996	1	shaft, pivot

ERIC SPARKS

TECHNICIAN

CUSTOMER SIGNATURE



Auburn, WA  
206-443-8500  
San Leandro, CA  
510-638-8100

Richmond, VA  
804-271-9356  
Houston, TX  
713-434-0995

TOLL FREE  
888-337-2444

## SERVICE REPORT

DATE: 6/5/2019

CUSTOMER		Mortenson	TRIP MILEAGE	
CONTACT NAME & NO.				
ADDRESS				
Ponca Nebraska Yard				
MAKE	MODEL	SERIAL NUMBER	HOURS	UNIT NUMBER
GROVE	RT890E4	234114	4213	BE9085

## SERVICE REQUESTED

Pump drive idler gear failure and customer damages  
All work performed May 20th - May24th and June 1st- June 5th

## REPAIRS MADE

do off rent. Locate portable hyd power set and haul over to crane. Go to hydraulic shop and get adapter Hoses to connect to the outriger and set up the crane level and stabilized and boom up the crane and swing it over using the hydraulic power set. Started process of pulling the engine. finished removing the engine and then remove torque converter and all the damaged components including the charge pump. install new charge pump and Install new bearing in new idler gear and install gear into pump drive and charge pump regulator with new shaft seal and gaskets and o-rings. Clean out metal shavings from the damage then install torque convertor and flex plates. Clean bell housing stud threads And bell housing mating surface. Repair left hand side engine wiring harness where wiring loom had melted off from three sections of wiring. Travel to hotel and pick up parts that arrived total of seven boxes. Travel back to job site. Replace engine water pump and fan hub bearing. Install engine back in frame. Connect wiring and hoses. Test run engine. Installed new belt, install radiator, install fan and remaining parts. Filled cooling system then ran and tested. Installed new o-ring and pump primed without issue and steering and swing work. Do pm service and replace ALL filters. Install new anemometer . Install RF corner mirror. Diagnose engine fault code 1896 and disassembled and repaired EGR servo motor. (Was jammed due to rust). Performed ReGen to burn out soot from egr being stuck open. Adjusted parking brake Top off hydraulic oil and do pressure setting procedures. repair engine hood hinges with new hardware, replace wipers, hang a2b weights and install hair pins where missing. inflate all tires to 60 psi, replaced latches on three outrigger pads

**COMMENTS** where needed and cut off and welded on a new latch pad eye on one. Remove broken windshield and install new one. Pull vacuum and charge a/c. Remove right rear access ladder and straighten out all of the bends in all of the sheet metal and steps and reattach. Wash crane. Run crane and make sure there are no leaks and that all functions work properly. Had to reset length potentiometers and calibrate boom length.

PART NUMBER	QNTY	DESCRIPTION
3996844	1	bearing, roller (fan hub)
5473237	1	water pump kit
80023256	1	exhaust flex pipe
90014203	1	101 tooth idler gear (in pump drive housing)
90018721	1	charge pump
90014263	1	charge pump regulator
9904110197	1	gasket, charge pump regulator
9356100596	1	gasket, charge pump
9904107753	1	bearing, front (101 tooth idler gear)
9904109897	1	retainer ring (101 tooth idler gear))
9904103753	1	Oil Seal, Charge pump

ERIC SPARKS

TECHNICIAN

CUSTOMER SIGNATURE






## PM Service Report



### Job-Site/Customer Information

Date of PM	09-06-2019
Job#	ldk
Customer Name	Mortenson
Customer Location	<a href="https://www.google.com/maps/search/?query=42.40522,-95.49701&amp;query_place_id=EikyMDY3IEluZGhbiBBdmUsIEIkYSBHcm92ZSwgSUEgNTE0NDUsIFVTQSibEhkKFAoSCQtQiELmZKHER_8iXiL2pCIEJMQ&amp;api=1&amp;hl=en">https://www.google.com/maps/search/?query=42.40522,-95.49701&amp;query_place_id=EikyMDY3IEluZGhbiBBdmUsIEIkYSBHcm92ZSwgSUEgNTE0NDUsIFVTQSibEhkKFAoSCQtQiELmZKHER_8iXiL2pCIEJMQ&amp;api=1&amp;hl=en</a> Current Location: 2067 Indian Ave, Ida Grove

### Equipment Information

Equipment #:	BE9085
Make	Grove
Model	RT890E
Serial #	234114
Equipment Hours	4399
Hour Meter	

### Type of Service

PM Type	500 Hr
	 42.405211, -95.497008
Repairs Completed:	Yes
Photos of New Filter w/Date	



Date Submitted: 09-06-2019 09:54 AM

Submitted By: tvincent@bigge.com

Bigge Crane and Rigging PM Service Report



## PM Service Report

		
	09-06-2019 09:31 AM	

### Parts Used/Ordered

Engine Oil	Installed
Gallons:	5

### Acknowledgement:

Job Completed	Yes
Bigge Technician:	Travis Vincent
Acknowledgment	<p>I agree that the information in this PM Service report is accurate and true. By checking yes I agree that the type of service completed was done per the manufacturer's recommendations.</p> <p>Thank You</p>
Signature	
Customer Representative:	Allen kinney
Acknowledgment	<p>I agree that, to the best of my knowledge, the service performed was completed as indicated on this PM Service Report.</p> <p>Thank You</p>
Signature	



## PM Service Report

### Form Locations

