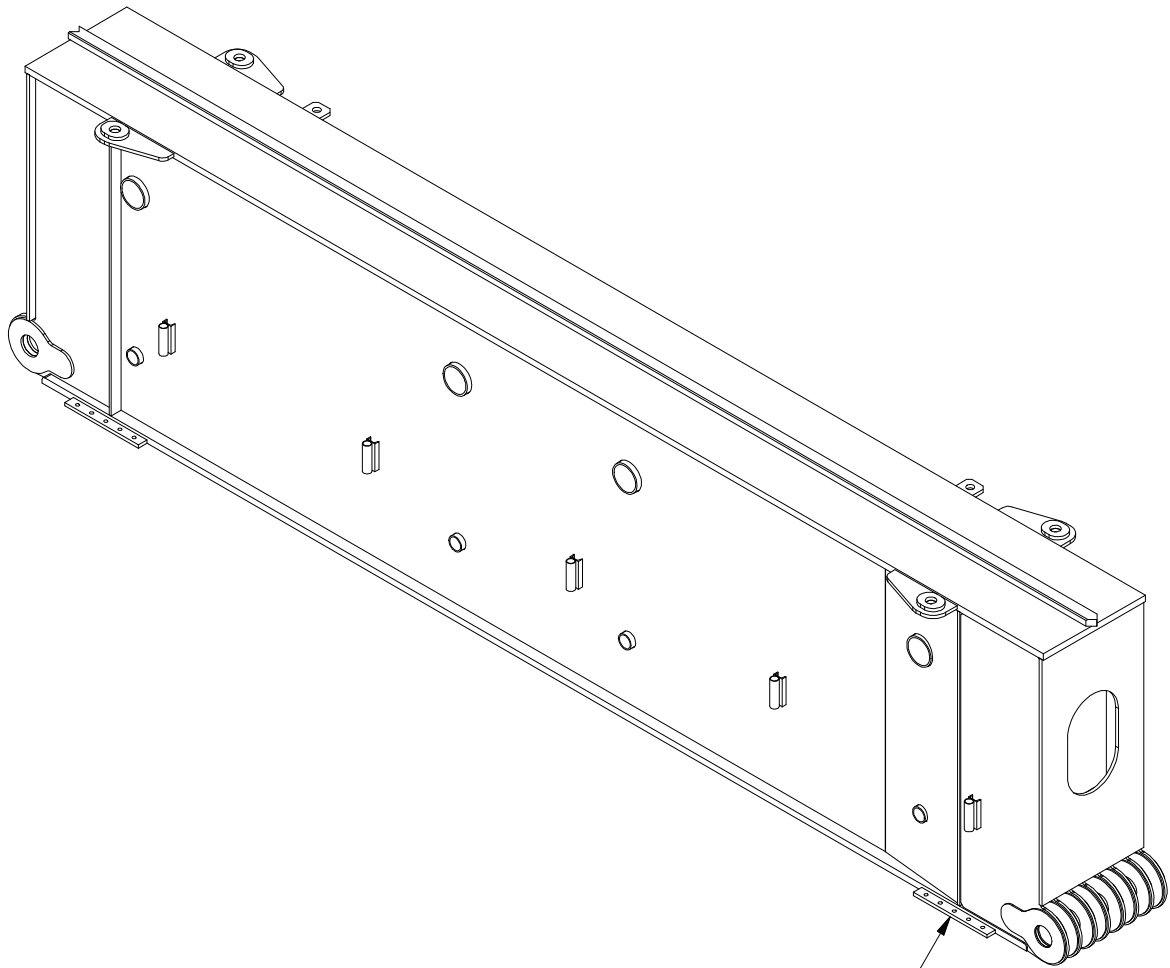


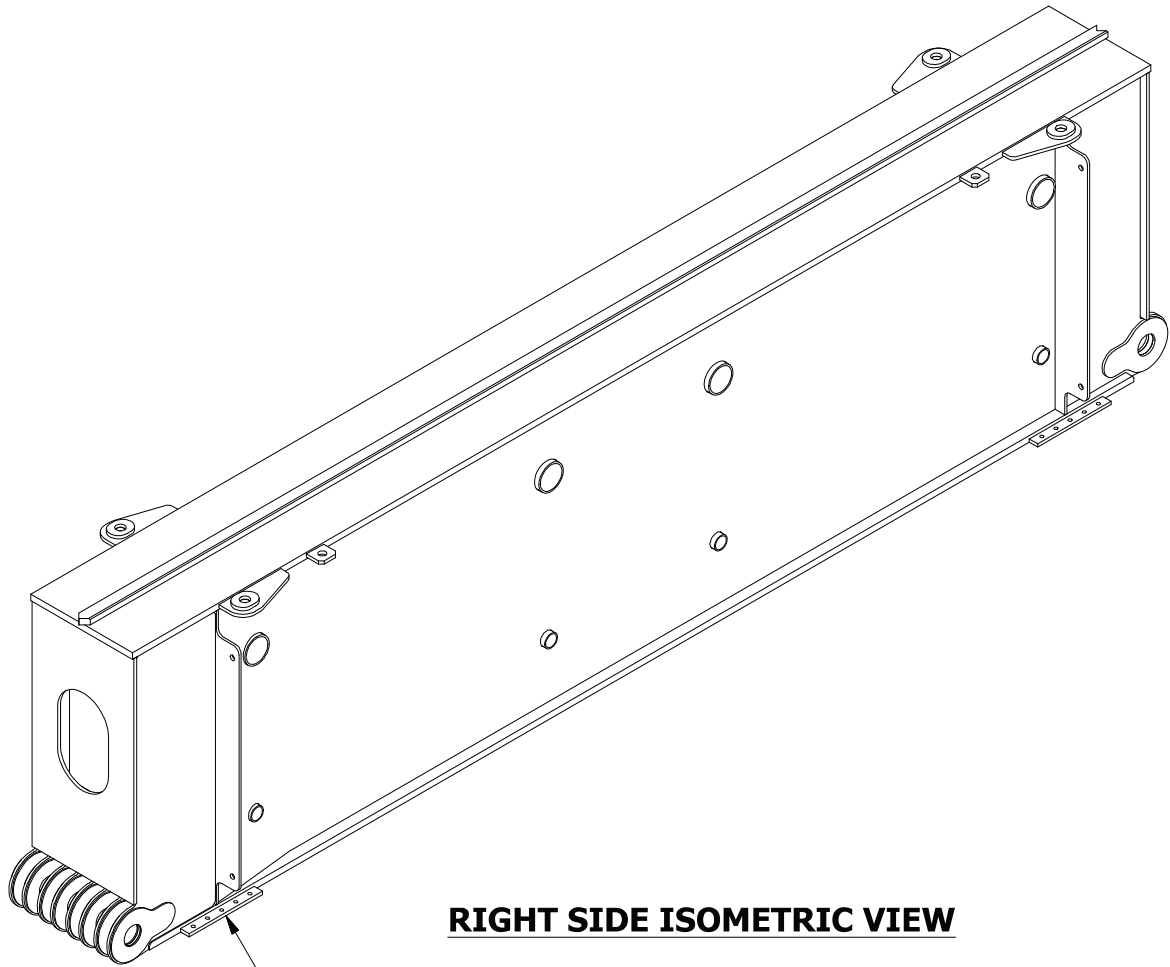
THIS DOCUMENT IS PROVIDED "AS IS, WHERE IS" AND NO REPRESENTATIONS OR WARRANTIES ARE MADE, EXPRESSED OR IMPLIED. RELIANCE ON THE DOCUMENT IS AT THE SOLE RISK OF THE USER. TO THE EXTENT NOT PROHIBITED BY LAW, UNDER NO CIRCUMSTANCES SHALL BIGGE BE LIABLE WITH RESPECT TO THIS DOCUMENT FOR SPECIAL, INDIRECT, INCIDENTAL, OR CONSEQUENTIAL DAMAGES, INCLUDING WITHOUT LIMITATION, DAMAGES RESULTING FROM ANY INACCURACIES OR FROM LOSS OF PROFITS, BUSINESS OR GOODWILL, ON ANY THEORY OF LIABILITY, WHETHER ARISING UNDER TORT (INCLUDING NEGLIGENCE), CONTRACT OR OTHERWISE, WHETHER OR NOT BIGGE HAS BEEN ADVISED OR IS AWARE OF THE POSSIBILITY OF SUCH DAMAGES. IF, NOTWITHSTANDING ANY OTHER PROVISIONS OF THIS AGREEMENT, BIGGE IS FOUND TO BE LIABLE TO USER FOR ANY DAMAGE OR LOSS THAT ARISES OUT OF OR IS IN ANY WAY CONNECTED TO THIS DOCUMENT, BIGGE'S ENTIRE LIABILITY FOR DIRECT DAMAGES UNDER THIS AGREEMENT SHALL BE LIMITED TO FIFTY DOLLARS (\$50.00).

BILL OF MATERIALS							
ITEM	QTY	PART NUMBER	MATERIAL DESCRIPTION	UNIT WEIGHT (LBS)	QTY WEIGHT (LBS)	MATERIAL	REMARKS
1	1	SME30-1	EXISTING SME 30' BOX GIRDER	34472.47	34472.47		

NOTES:
1. FOR GENERAL NOTES SEE DWG. GN1.



LEFT SIDE ISOMETRIC VIEW



RIGHT SIDE ISOMETRIC VIEW

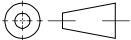
SME30-1 - 30'-0" BOX GIRDER

APPROX. FABRICATED WEIGHT: 34472 LBS.±
APPROX. FINISHED WEIGHT: 34431 LBS.±

TOLERANCES (U.N.O.)

METRIC
.X ±.5mm
.XX ±.10mm
.XXX ±.01mm
ENGLISH
.X ±.05"
.XX ±.015"
.XXX ±.005"
.XXXX ±.0005"
ANGULAR: ± 0.25°
LINEAR FRACTIONAL: ± 1/16"
HOLES FRACTIONAL: + 1/32" - 0"
HEAT TREATMENT:
ROCKWELL C ±4
BRINELL ±15

THIRD ANGLE PROJECTION



DO NOT SCALE OFF OF DRAWING

1	REMOVED PLATES FROM FLARED WEB END OF GIRDER	1/21/2015	MWJ	1/21/2015	VLH	1/21/2015	VLH
0	ORIGINAL ISSUE	8/9/13	RF	8/19/13	BT	8/19/13	OPH
NO.	REVISIONS	DATE	BY	DATE	BY	DATE	BY
		DRAWN		CHECKED		APPROVED	
This drawing contains information proprietary to Bigge Crane and Rigging Co. It is submitted in confidence and is to be used solely for the purpose for which it is furnished and returned upon request. This drawing and such information is not to be reproduced, transmitted, disclosed or used in whole or in part without the written authorization of Bigge Crane and Rigging Co.							
<div><div>BIGGE</div><div>CRANE and RIGGING CO.</div></div> <div>Established 1916 10700 Bigge Ave., San Leandro, CA 94577 www.BIGGE.com</div>							
EQUIPMENT MODIFICATION SME30-1 - 30'-0" BOX GIRDER MILD HYDROCRACKER PROJECT - REACTOR #41-R01 CALUMET MONTANA REFINING - GREAT FALLS, MONTANA							
SCALE: (U.N.O)		SIZE	PROJECT No.	DWG. No.		SHEET	REV.
NTS		B	09342	SME30-1		1 of 1	1